


unifarm chemical



www.unifarmchemical.com

Gunifarm chemical



Unifarm Chemical is an experienced company for research, development and production of professional plant nutrition products for agriculture.

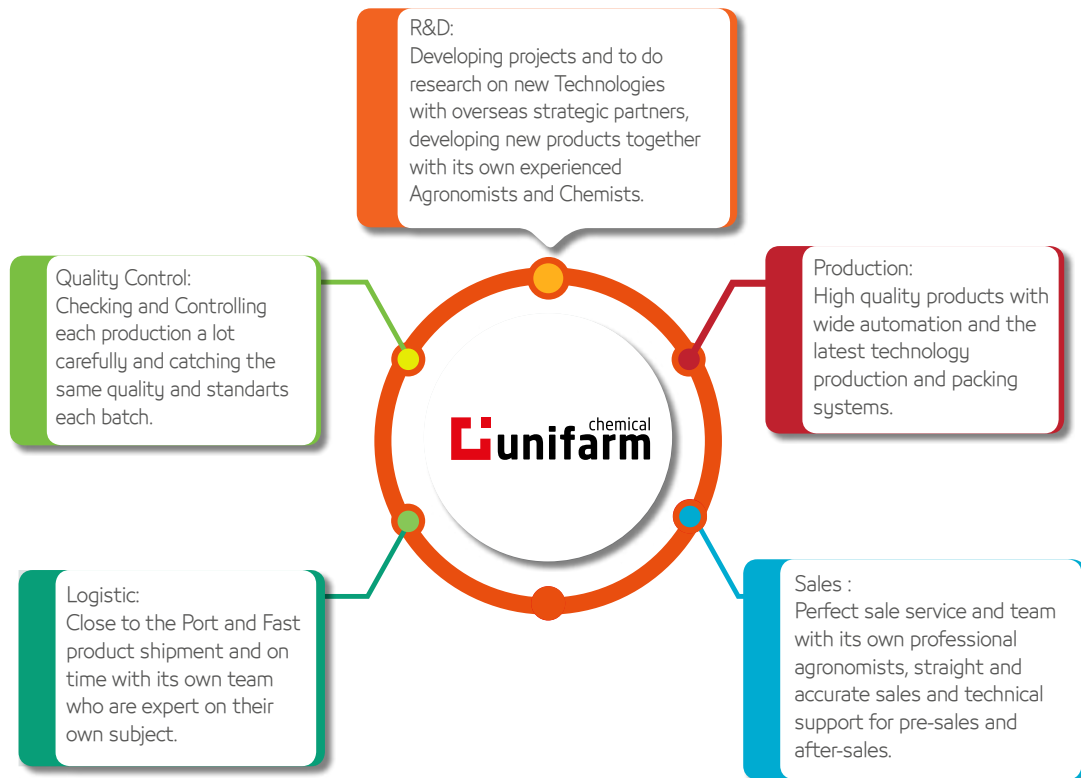
Eestablished in 2010 by one of the leader Plant Nutrition companies which is Altintar Chemical Company in Turkey.

Altintar was established in 1988 in Turkey and now is one of the leader company in Turkey in sector of plant nutrition, soil improvement and special products. Altintar has exclusive distributorships in Turkey with many international companies for years which are specialist and professional on their business such as Everris, Bioiberica, JH Biotech, Miller Chemical & Fertilizer, Amcol, Nufarm.

In addition to these, Altintar has established a sister company in 2010 called Unifarm Chemical and has started to invest on production with this company. With following new technologies, It has established a professional production facility on an area of 16.500 m2. At this stage, It has been found in cooperation with institutes and strategic partners and has entered into R&D activities together.

Unifarm Chemical has started its service on international market with its R&D, Production, Quality Control, Sales and Logistic departments.

Unifarm Chemical also has strategic distribution agreement with some international company such as VAN Iperen International BV, Miller Chemical.





FORMULA GUIDE

We are using different formation technologies and molecules to enhance our products. Each technology is represented by one of the icons below. You will find those icons under product descriptions to identify the type of technology in each formula.

LGN  Lignosulfonates

PGR  Plant Growth Regulator

NDS  Nutrient Delivery System

VC  Vitamin Complex

SW  Natural Seaweed Extract

SC  Suspencion Concentrate

TE  Chelated Trace Elements

AA  Amino Acids



Foliar Application



Drip Application

WATER SOLUBLE NPK

- 6 CERES PRO
- 8 NUTRIKEY
- 10 UNIFARM PRO DRIP

LIQUID NPK

- 12 MACROGOLD
- 14 PUMASOL
- 16 C 300
- 18 K 50

LIQUID MICRONUTRIENTS

- 20 FERTILEX BORON
- 22 FERTILEX COPPER
- 24 FERTILEX ZINC
- 26 FERTILEX MANGANESE
- 28 FERTILEX Mn-Zn
- 30 UNICAL PLUS
- 32 UNICAL
- 34 PLEXAL CA-B

SUSPENSIONS

- 36 COLLOIDAL CALCIUM 600 SC
- 38 COLLOIDAL ZINC 700 SC
- 40 COLLOIDAL SULPHUR 900 SC
- 42 COLLOIDAL MANGANESE 500 SC

FOLIAR NPK

- 44 FOLIMAX

SOLID MICRONUTRIENTS

- 46 MICROFARM MIX
- 48 MICROFARM ZINC
- 50 MICROFARM IRON
- 52 UNIFER PLUS
- 54 MICROFERRO 48
- 56 UNIMICRO BORON
- 58 UNIMICRO COMBI
- 60 UNIMICRO Zn-B
- 62 UNIMICRO Mg-Mn-Zn
- 64 UNIMICRO ZINC

ORGANIC FERTILIZERS

- 66 HUMIFARM 70
- 68 HUMIFARM PLUS
- 70 HUMIFARM BASIC
- 72 HUMIFARM PRIME
- 74 EXTRAMIN
- 76 NUTRAMINO
- 78 BIOFULVICO
- 80 AMINOSOL

BIOSTIMULANTS

- 82 ALGAMAX
- 84 FRUIT ME
- 86 ROOT ME
- 88 UNIFARM ACTIVATOR

SPECIAL PRODUCTS

- 90 UNIFARM PHOSPHITE-CU
- 92 UNIFARM PHOSPHITE-K
- 94 DROPPER
- 96 DESAFER
- 96 ADJUMIX



CERES PRO

Water Soluble NPK



Ceres Pro, a new generation of drip irrigation fertilizer produced from very high quality raw materials, has been made stronger with Unifarm Chelating Technology system. Ceres Pro solution prepared with this technology reduces surface tension in solution and can be used in all soil types and in all weather conditions, making it easier to uptake and transport of macro and micro nutrients in the product. It is also a top quality fertilizer which is %100 water soluble and does not leave any residue. It does not encounter clogging problems in drip and spring irrigation systems, it increases the life of irrigation systems and you will not encounter problems that will affect plant growth. This new generation drip irrigation fertilizer with its superior properties does not lead to salt accumulation in drip irrigation system and does not let deformation of plants since it does not contain Na, Cl and Heavy metal in product. Therefore, starting from the vegetative development period of the plant to harvest period can be used safely. Because of its particle size and anticaking content, it does not cause dusting or caking problems. This fertilizer which has low pH and EC, provides maximum benefit of macro and micro nutrients to plant. The micro nutrients are chelated with EDTA which make it easily absorbed by plant and not bond into soil.

ADVATAGES OF CERES PRO

- Manufactured from high quality raw materials.
- Contains a large amount of trace elements chelated by EDTA.
- Fast and efficient uptake thanks to Unifarm Chelating Technology
- %100 water soluble. This extends the life of irrigation systems.
- Does not contain Chlorine (Cl), Sodium (Na) or Heavy Metal.
- It has low EC value.
- Can be easily used in high pH soil because of the product's low pH
- Much less caking than competitor products.

PACKAGE



25 kg PE/PP

pH and EC VALUES

FORMULA	pH	EC	USAGE PERIOD
12-36-12+2 MgO+TE	5-7 (in 10% solution)	0,75mS/cm	Start and Rooting Period
18-18-18+TE	5-7 (in 10% solution)	0,98mS/cm	Multi-purpose, Balanced Nutrition
16-08-24+TE	5-7 (in 10% solution)	1,40mS/cm	Fruit Growth and Ripening
20-10-20+TE	5-7 (in 10% solution)	0,72mS/cm	Fruit Growth and Ripening
11-05-41+TE	5-7 (in 10% solution)	1,50mS/cm	Fruit Ripening and Harvest

FORMULAS RANGE:

Ceres Pro can be produced in standard or custom formulas. The following are our standard formulas:

STANDARD TE CONTENT:

Fe-EDTA : 0.03%
Zn-EDTA : 0.03%
Mn-EDTA : 0.02%
B : 0.01%
Cu-EDTA : 0.004%



NUTRIKEY

Water Soluble NPK



TE 

NUTRIKEY is a water-soluble NPK fertilizer produced with high purity raw materials. Due to its low pH and EC values, it allows the plant to benefit from macro and micro nutrients even in the high alkaline soils starting from the vegetative development period to the maximum amount of time until fruit harvesting period. NUTRIKEY is %100 water-soluble and does not contain Chloride, Sodium or heavy metals. NUTRIKEY increases the life of irrigation systems by reducing salt crust formation inside pipes and nozzles. Contains micro-nutrients in EDTA chelated form for fast intake by plant and to prevent bonding in the soil

ADVATAGES OF NUTRIKEY

Thanks to Unifarm Chelating Technology, it provides very good uptake of the fertilizer.

- Made of high quality raw materials.
- Because the product has low pH, it can be easily used in alkaline soil.
- Has low EC value.
- %100 water soluble. This extends the life of irrigation systems.
- Contains a special and effective anticaking agent to prevent undesired caking.
- Does not contain Chlorine (Cl), Sodium (Na) or Heavy Metal.
- High amount of micro elements in EDTA chelated form.

PACKAGE



25 kg PE/PP

pH and EC VALUES

FORMULA	EC	USAGE PERIOD
15-30-15+2MgO+TE	0.85 mS/cm	In The Beginning And Rooting Period
18-18-18+TE	0.85 mS/cm	Multi-purpose, Balanced Nutrition
16-08-24+TE	1.03 mS/cm	Fruit Growth and Ripening
20-10-20+TE	0.92 mS/cm	Fruit Growth and Ripening
09-00-40+TE	1.14 mS/cm	Fruit sizing and ripening
30-10-10+TE	0.63 mS/cm	During the vegetative development period
17-07-21+TE	1.09 mS/cm	Fruit Growth and Ripening

FORMULAS RANGE:

Nutrikey can be produced in standard or custom formulas. The following are our standard formulas:

STANDARD TE CONTENT:

Fe-EDTA: 0.02%
Zn-EDTA: 0.02%
Cu-EDTA: 0.02%
Mn-EDTA: 0.01%
B: 0.01%
Mo: 0.001%



UNIFARM PRO DRIP

Professional Water-Soluble NPK



UNIFARM PRO DRIP is a high quality NPK water soluble drip and foliar irrigation fertilizer containing high amounts of micro elements with other special additives, enhancers and vitamins. Can be used with all crops and agriculture models. %100 water soluble.

This unique fertilizer is produced from high quality raw materials and special organic chelating agents composed with all nutrient elements required for balanced plant growth. The chelating agents increases the efficiency of nutrients in UNIFARM PRO DRIP.

Does not contain harmful components such as Sodium (Na), Chlorine (Cl), Biuret and heavy metals.

Regular use of UNIFARM PRO DRIP with the recommended doses will result in optimum growth, maximum yield and cleaner environment.

UNIFARM PRO DRIP has low pH and EC values, and it does not have a phytotoxic effect, so It is recommended for all crops including very sensitive plants.

Main Features:

- Can be used with a peace of mind with any cultivated plant and cut flowers production, especially in greenhouse production.
- %100 EDTA chelated micro nutrients for maximum availability and easy uptake by roots and leaves.
- Does not contain Sodium (Na), Chlorine (Cl) or heavy metals.
- %100 soluble ad can be used in drip and spring irrigation systems.
- Easier handling, and can be mixed with many pesticides and fertilizers for saving time and labor costs.
- Preferred by professional farmers.

FORMULAS RANGE:

UNIFARM PRO DRIP can be produced in standard or custom formulas. The following are our standard formulas:

- 12-52-5+TE
- 31-11-11+TE
- 20-20-20+TE
- 15-10-30+TE
- 10-5-15+10Ca+3Mg+TE

PACKAGE



15 kg PE/PP

TE CONTENT AND ADDITIVES:

0.12% Zn EDTA
0.1% Fe EDTA
0.07% Mn EDTA
0.05% Boron (B)
0.05% Cu EDTA
0.01% Mo
Vitamin Complex
Organic Acids
Enzymes and Biostimulants

USE RECOMMENDATIONS

Crops	Dosage
Greenhouse Vegetables	5 Kg/Ha/Day
Pepper	5 Kg/Ha/Day
Beet	10-20 Kg/Ha/Day
Industrial Plants	10-20 Kg/Ha/Day
Open Field Vegetables	10-20 Kg/Ha/Day
Fruit Trees, Olives, Citrus	150-200 g/Tree according to age
Banana	20-30 Kg/Ha/Day
Grapes	10-30 Kg/Ha/Day



MACROGOLD

Liquid NPK



During adverse climate and soil conditions, roots cannot feed the plant well enough. In these periods, special plant nutrient complexes come into play. MACROGOLD liquid NPK maintains plant and product quality by providing maximum nutrient efficacy to the plant despite adverse conditions. It is a unique liquid NPK fertilizer that is preferred by professional farmers to get maximum results from the plant in single-year and multi-year production terms. MACROGOLD is produced from very high quality raw materials, it is recommended to reduce the stress conditions on the plant. It is produced in a special formulation that trigger soil microorganism activities. It reduces the pH of the rhizosphere in the root of the plant and provides a suitable environment for plants to take macro and micro nutrients in the soil. Totally soluble liquid form can be used more easily than powder NPK in drip and spring irrigation systems. Contains micro nutrients chelated in EDTA form to ensure maximum availability to plants.

Field trials has shown excellent results during all growth periods from vegetative development period to the generative period.

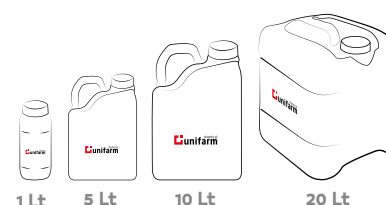
WHY WE SHOULD USE MACROGOLD?

- Manufactured from very high quality raw materials.
- Ensures the plant to work at maximum level even in adverse climate and soil conditions.
- Recommended solution for macro and micro nutrient deficiencies.
- Contains a large amount of trace elements all EDTA chelated.
- Variety of suitable formulations for root formation, flowering, plant growth and fruit growth.
- Provides maximum efficiency in high pH soils while extending the life of irrigation systems with low pH.
- Does not contain Chlorine, Sodium or Heavy Metal.

Standard Formulas:

Formula	Usage Period
7-25-0+TE	Before rooting and flowering period
8-8-8+TE	Multi-purpose, Balanced Nutrition
5-0-25+TE	Fruit growing and ripening
2-20-15+TE	Balanced plant internodes
25-0-0+TE	Side-branch and shoot formation

PACKAGE



Use Recommendations:

Greenhouse plantations	10 L/Ha/day
Beet	30-40 L/Ha
Industrial plants	20-30 L/Ha
Open field vegetables	30-40 L/Ha
Fruit Trees	50-200 ml/tree
Citrus, Olive	50-200 ml/tree
Banana	30-40 L/Ha
Vineyards	30-40 L/Ha



PUMASOL

Liquid NPK



TE 

PUMASOL is a high quality liquid NPK fertilizer with high standard content of micro elements chelated by EDTA agent.

Recommended for maintaining plant growth and quality. Provides maximum effect to the plant even in adverse conditions. Produced in different formulas to suit different period of the plant growth. Aims to reduce the stress conditions of the plant and to trigger soil microorganism activities.

Macro and Micro nutrients that have low mobility in the soil can be absorbed more easily by using PUMASOL. Keeps the plant development safe from the risk factors.

PUMASOL liquid formulas are tested and preferred by professional farmers for better root formation, flowering and fruit growth.

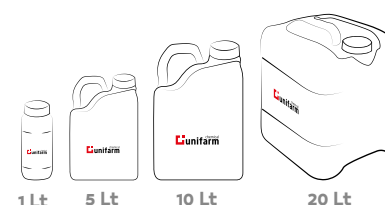
WHY WE SHOULD USE PUMASOL?

- Manufactured from high quality raw materials.
- Reduces stress effect and ensures that plant is at its maximum activity level even in adverse climate and soil conditions.
- Effective solution for plant nutrient deficiencies.
- Variety of formulations suitable for root formation, flowering, plant growth and fruit growth.
- Provides maximum efficiency in high pH soils while extending the life of irrigation systems with low pH. Suitable for all irrigation systems and soils.
- Formulations can be customized according to customer needs.

STANDARD FORMULAS

Formula	Usage Period
5-20-0+TE	Before rooting and flowering period
7-7-7+TE	Multi-purpose, Balanced Nutrition
7-0-21+TE	Fruit growing and ripening

PACKAGE



Use Recommendations

	5-20-0+TE	7-7-7+TE	7-0-21+TE
Greenhouse Plants	1 L/1000L Water/Day/1000m ²	1 L/1000L Water/Day/1000m ²	1 L/1000L Water/Day/1000m ²
Pepper	1 L/1000L Water/Day/1000m ²	1 L/1000L Water/Day/1000m ²	1 L/1000L Water/Day/1000m ²
Beet		30-40 L/Ha	30-40 L/Ha
Industrial Plants	30-40 L/Ha	30-40 L/Ha	20-30 L/Ha
Open field vegetables	30-40 L/Ha	30-40 L/Ha	30-40 L/Ha
Fruit Trees	50-200 ml/Tree according to tree age	50-200 ml/Tree according to tree age	50-200 ml/Tree according to tree age
Banana	30-40 L/Ha	3-4 Lt / da	3-4 Lt/da
Grapes	30-40 L/Ha	3-4 Lt / da	3-4 Lt/da
Olive	50-200 ml/Tree according to tree age	50-200 ml/Tree according to tree age	50-200 ml/Tree according to tree age
Citrus	50-200 ml/Tree according to tree age	According to tree age: 50-200 cc / per a tree	According to tree age: 50-200 cd / per a tree



C 300

NK Solution



Potassium is one of the most needed and important nutrients for plants nutrition in big amounts.

C 300 can supply the high plants needs of Potassium in the best way. C 300 is needed for the formation of Starch and Sugar and their transport within plant.

While maintaining a healthy plant formation, it increases the resistance mechanism of the plant against diseases, and controls the passage of water inlet and carbon dioxide oxygen gases from Stomata. At the same time, it increases photosynthesis by promoting the transport of magnesium in the phloem. It is an excellent liquid fertilizer formulation that has a positive effect on size, taste, aroma and color formation of fruits.

MAIN ADVANTAGES:

- Provides the formation and transport of starch, sugar and oil.
- Takes part in the necessary enzyme activities for photosynthesis and respiration.
- Helps maintain cell internal pressure.
- Promotes root development.
- Increases the resistance of the plant against disease and thirst.
- It is an effective product for taste, aroma and color while it plays an important role in fruit growth.
- Supports plant growth by providing regular operation of stomata.

PACKAGE



20 Lt

GUARANTEED ANALYSIS	W/W
Total Nitrogen-N (Urea)	3%
Water Soluble Potassium oxide (K ₂ O)	30%

RECOMMENDED DOSAGE:

CROP	DOSAGE		Period
	Drip Irrigation	Foliar	
Greenhouse Crops	0.5-20 L/Ha	200-400 ml/100 L water	15-20 interval days starting from fruit development period.
Cash Crops	10-20 L/Ha	2-3 L/Ha	Fruit development period
Open Field Vegetables	0.5-20 L/Ha	2-4 L/Ha	15-20 interval days starting from fruit development period.
Pome Fruits, Stone Fruits	10-20 L/Ha Or 50-100 ml/Tree	200-400 ml/100 L water	After flowering, when the fruit size reach the size of walnut, on summer stool
Strawberry	0.5-20 L/Ha	200-400 ml/100 L water	15-20 interval days starting from fruit development period.
Vineyards	0.5-20 L/Ha Or 100 ml/Vine stock	200-400 ml/100 L water	3 applications; - Before closure of bunches. - 2 applications with 10-14 days interval till grains are soft
Citrus, Olive	0.5-20 L/Ha Or 100 ml/Tree	200-400 ml/100 L water	- 30 days after flowering, - On summer stool
Ornamental Plants	-	200-400 ml/100 L water	3 applications; - on tillering period, - 2 applications with 15 days interval.



K 50

Potassium Formate Complex



PGR+



Drip



Foliar

K 50 is a low pH high Potassium fertilizer chelated with organic acids. It is an amazing liquid fertilizer formulation that has an effect on the formation of fruit taste, aroma, and color.

Recommend to supply the plant with its high need of Potassium in the best way especially in high temperature regions that usually have irrigation problems because it minimizes water loss by increasing root development, enhances plant resistance to high temperature climates, increases stoma activities and photosynthesis by decreasing plant respiration. The overall result is a noticeable positive effect on vegetative and generative development.

Also, K 50 promotes enzyme activities in plant and supports sugar and starch formation and transport in crops such as sugar cane, sugar beet, corn, soybean and cereals.

In Wheat, K 50 provides upright posture to stem, increases the stability of cell walls and hence increases the resistance to diseases and pests.

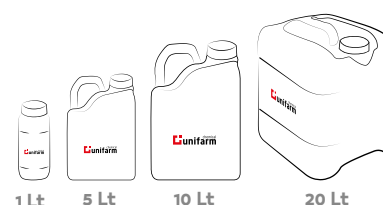
In Apple, K 50 promotes fruit setting, rooting, stem development and shapes fruits in bright color, large size, thinner peel and sweet taste.

By ensuring the stability of the cell wall, it contributes to plant stand upright. Prevents raking. Increases resistance against diseases and pests. It keeps the water inlet out of the stomata and the passage of carbon dioxide and oxygen gases under control. At the same time, the amount of photosynthesis increases as it provides the transport of magnesium in the phloem. Improves product quality.

WHAT DOES K50- DO?

- Provides Starch, sugar and oil formation and their transportation.
- Low pH compared unlike traditional Potassium fertilizers.
- Takes part in the necessary enzyme activities for photosynthesis and respiration.
- Helps maintain cell internal pressure.
- Promotes root development.
- Increases the resistance of the plant against disease and threats.
- Enhances fruit growth taste, aroma and color.
- Supports plant growth by regulating stomata operation.

PACKAGE



Guaranteed Analysis	w/w	w/v
K ₂ O	35%	50
pH	6.4	

USE RECOMMENDATIONS

Crop			Period
	Soil	Foliar	
Greenhouses	5-20 L/Ha	200-400 ml/100 L water	With 15-20 days interval starting from fruit development period.
Industrial plants	10-20 L/Ha	2-3 L/Ha	Fruit development period
Open field vegetables	5-20 L/Ha	2-4 L/Ha	With 15-20 days interval starting from fruit development period.
Pome fruits, Stone Fruits	10-20 L/Ha or 50-100 ml/tree	200-400 ml/100 L water	- After flowering. - When the fruit size reaches the size of walnut. - On summer stool
Strawberry	5-20 L/Ha	200-400 ml/100 L water	With 15-20 days interval starting from fruit development period.
Grape	5-20 L/Ha or 100 ml/tree	200-400 ml/100 L water	- Just before closure of bunches. - 2 applications with 10-14 days interval till grains are soft.
Citrus, Olive	5-20 L/Ha or 100 ml/tree	200-400 ml/100 L water	- 30 days after flowering, - On summer stool
Ornamental Plants	-	200-400 ml/100 L water	- During tillering period, - 2 applications with 15 days interval



FERTILEX BORON

Boron Ethanolamine



TE 



Drip



Foliar

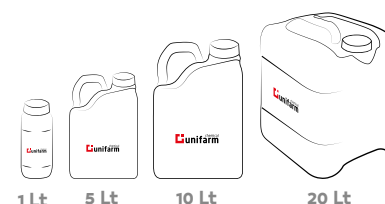
Boron is an important plant nutrient element that limits the cultivation of plants in arid and semi-arid regions. FERTILEX BORON which contains high amount of Boron is your biggest supporter against Boron deficiency in all types of cultivations. FERTILEX BORON formulated with Ethanolamin which makes it a powerful product that supports hormone mobility, cell wall formation, Calcium uptake and sugar mobility as it supports flowering and pollen development. FERTILEX BORON provides ease of application in large areas due to its liquid formulation.

WHY FERTILEX BORON

High quality raw materials, formulated with Ethanolamin.

- Strengthens flowering, fruit stem, and supports pollen formation.
- Stimulates plant growth by strengthening the growth points of plants.
- Recommended for plants that are sensitive to Boron deficiency like Sugar Beet, Celery, Potato, Sunflower, Banana, Apple and all vegetables.
- Increase the plants strength by strengthening the cell wall as it supports Calcium uptake.
- Prevents problems like easy breaking and embrittlement of branches and leaves
- Prevents hormone changes in plant that happens due to Boron deficiency and ensures regulates plant growth.

PACKAGE



Guaranteed Analysis	w/w	w/v
Water Soluble Boron (B):	11%	15%

APPLICATION AND DOSAGES

CROP	DOSAGES		Period
	Soil Application	Foliar Application	
GREENHOUSE PLANTS	3-4 L/Ha	150-200 ml/100 L water	2-3 application with 25 interval days
SUGARBEET, SOYBEAN, CORN, SUNFLOWER	3-4 L/Ha	200-250 ml/100 L water	Beginning from 4-6 leaf stage period
KAVUN, WATERMELON AND ZUCCHINI	3-4 L/Ha	150-200 ml/100 L water	Before flowering and when first fruits seen
OPEN FIELD VEGETABLES	3-4 L/Ha	100-200 ml/100 L water	2-3 application with 15 interval days
STRAWVERRY	3-4 L/Ha	100-200 ml/100 L water	2-3 application with 25 interval days
STONE FRUITS, POME FRUITS, BANANA, KIWI, CITRUS	3-4 L/Ha	100-150 ml/100 L water	4 applications: -Before flowering, -on cap fall, -when fruits is like a nut size -when fruits grow up
VINEYARD	3-4 L/Ha	100-150 ml/100 L water	2-3 applications with 25 interval days beginning from sour grape period
OLIVE, NUT	3-4 L/H	100-150 ml/100 L water	2 applications: Before flowering and before harvest
ORNAMENTAL PLANTS	3-4 L/Ha	100-150 ml/100 L water	2-3 application with 25 interval days



FERTILEX COPPER

Liquid Copper Complex



TE 



Drip



Foliar

FERTILEX COPPER is a Copper source chelated by gluconate.

Used for controlling Copper deficiency and also for protection and cure against some fungus and bacterial diseases and improves protein synthesis.

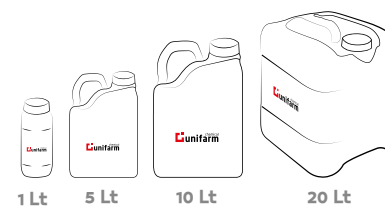
Effective copper solution that can be applied in all soil types and climatic conditions and can be applied by drip or foliar because it does not stain on the plant surface. Quickly moves to all organs of the plant after application. Supports the regulation of photosynthesis, supports the vegetative and generative development of the plant and also contributes to the formation of flowers and fruits.

FERTILEX COPPER increase yield in Cereals and improves leaf quality in Tobacco. It is an effective solution for the empty plant stem that occurs in winter especially in Tomatoes. Effective product for preventing gum formation that can occur in stem and branches in Citrus. Promotes the transport of Calcium to the plant and enhances plant resistance.

WHY FERTILEX COPPER

- Used as a natural fungicide and bactericide.
- Supports plant growth.
- Increases plant resistance
- Acts in a systemic mode inside plants.
- Can be applied by all irrigations systems whether by soil or foliar.
- Does not cause any phytotoxicity.

PACKAGE



Guaranteed Analysis	ORAN
Copper (Cu)	6%

APPLICATION AND DOSAGES

Crops	Drip	Foliar
Cereals		100-150 ml/100 L water
Vegetables	5-10 L/Ha	100-200 ml/100 L water
Fruit Trees	10-12 L/Ha	200-300 ml/100 L water
Citrus	10-12 L/Ha	200-300 ml/100 L water
Strawberry	5-10 L/Ha	100-150 ml/100 L water
Vineyard	6-12 L/Ha	200-250 ml/100 L water
Olive	10-12 L/Ha	200-300 ml/100 L water
Ornamental Plants	7-14 L/Ha	150-200 ml/100 L water
Corn		100-200 ml/100 L water



FERTILEX ZINC

Liquid Zinc Complex



TE 

FERTILEX ZINC is a high source of water soluble Zinc in liquid form that is easily available to plant uptake. It has shown unique results with plants that are sensitive to Zinc Deficiency like Corn, Soybean, Cotton, Potato, Onion, Citrus, and Peach. Can be used with peace of mind in all vegetable and fruit trees.

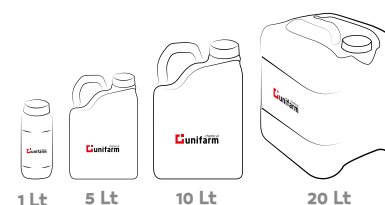
Thanks to its ability to promote starch formation, it has a positive effect on maximizing yield in starchy plants. FERTILEX ZINC provides help to plant in many ways like accelerating buds, flowering and pollen formation. It also plays a major role in the synthesis of some compounds that are essential for building plant proteins such as cysteine, cystine and methionine. Those compounds are also involved in the synthesis of high-energy molecules like ADP and ATP, which are used in the photosynthesis and respiration process of plants. So, FERTILEX ZINC plays an important role in increasing the fat content especially in oil plants.

WHY FERTILEX ZINC?

- Encourages starch formation plants.
- Promotes flowering and pollen formation in vegetables.
- Recommended for plants that are sensitive to Zinc deficiency like Citrus, Peach, Corn, Soybean, Cotton, Potato and Onion.
- Increases the amount of buds, and encourages new shoot formation
- Decreases early defoliation.

GUARANTEED CONTENT	(w/w)
Zinc (Zn)	10 %
Sulfur (SO ₃)	12 %

PACKAGE



Usage and Dosages

Crop	DOSAGES		Period
	Drip Application	Foliar Application	
TOMATO, PEPPER, EGGPLANT, MELON	5-10 L/Ha	100-200 ml/100L water	When transplanting seedlings. On first flowering period. After first fruit.
CEREALS	-	2-2.5 L/Ha	When plant is 20-40 cm height. On top tassel formation. On 3-5 leaf stage, tillering, with herbicide.
SUGARBEET, CARROT, RADISH	-	1-2 L/Ha	On 4-6 leaf stage
VINEYARD	10 L/Ha	100-200 ml/100L water	On bunch extension. On flower set. 15 days after flower setting. After harvest.
CITRUS	10 L/Ha	150-200 ml/100L water	Before flowering. when fruit in nut size. After harvest.
FRUIT TREES (APPLE, CHERRY, PEACH, PEAR QUINCE, APRICOT)	10 L/Ha	100-200 ml/100L water	Flower period. Fruit period. After harvest.
COTTON	-	1-2 L/Ha	On 3-5 leaf stage. Boll period. Flowering period.
PATATO, SOY BEANS, CHICKPEA, PEA, PEANUT	-	1-2 L/Ha	Before flowering. 20 days after flowering.
STRAWBERRY	5-20 L/Ha	100-200 ml/100L water	On 4-6 leaf stage. Before flowering and in 20 days intervals.



FERTILEX MANGANESE

Liquid Manganese Complex



TE 



Drip



Foliar

FERTILEX MANGANESE is a high source of Manganese in liquid form that can be applied to plant in both foliar or soil application. Recommended for preventing the deficiency of Manganese in sensitive plants.

Works as a catalyzer in the process of Chlorophyll and vitamin C syntheses.

Does not bond to other elements in water or soil thus it can be easily uptaken by plant.

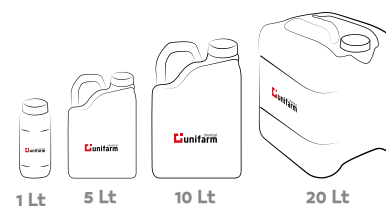
FERTILEX MANGANESE passes perfectly through roots and can easily enter the plant structure.

Manganese deficiencies are observed in soils with high pH and in calcareous soils. In this type of soil, foliar application gives better results to eliminate manganese deficiency in the plant. However, since manganese is an element with low mobility in the plant, a good quality manganese should be used. FERTILEX MANGANESE helps the farmer to eliminate shortcomings in plants due to high quality raw materials. Manganese deficiencies also occur due to high organic matter soils and

the fact that the elements such as Iron, Zinc and Copper accumulate in the soil as a result of incorrect fertilization. This is where FERTILEX MANGANESE comes into play in this period to help with chlorophyll formation in the plant. It acts as a catalyst in enzymatic and physiological events in the plant. It is a unique product designed to solve your problem of manganese deficiency.

PACKAGE

Guaranteed Analysis	W/W
Manganese (Mn)	10 %



APPLICATION AND DOSAGES

Crops	Drip	Foliar	
Vegetables	5-10 L/Ha	100-150 ml/100 L water	After flowering, and before harvest
Apricot-Peach	5-10 L/Ha	100-200 ml/100 L water	After flowering, and before harvest
Citrus	5-10 L/Ha	150-200 ml/100 L water	After flowering, and before harvest
Melon, Watermelon	5-10 L/Ha	100-150 ml/100 L water	After flowering, and before harvest
Cotton	5-10 L/Ha	100-150 ml/100 L water	After flowering, and before harvest
Vineyard	5-10 L/Ha	100-150 ml/100 L water	After leaf formation, and before harvest
Banana	5-10 L/Ha		After birth, and before harvest
Ornamental Plants	5-10 L/Ha	100-200 ml/100 L water	After flowering, and before harvest



FERTILEX Mn-Zn

Liquid Mn-Zn Complex



TE 



Drip



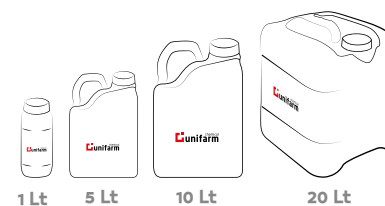
Foliar

FERTILEX Mn-Zn is a unique product for greenhouse, open field and fruit crops. It includes Phosphorus for optimum plant and root development, Zinc for flowering, accelerating but and pollen formation, and Manganese for fruit coloring enzymes and protein activities. With FERTILEX Mn-Zn, you will get, stronger stem and body size, good root growth, and quality harvest.

WHY FERTILEX Mn-Zn?

- Supports germination and seed formation.
- Increases cell division and formation.
- Promotes early rooting and shooting.
- Increases the number of buds and their growth.
- Enhances flowering and fruit development.
- Helps starch and sugar formation, and gives quality fruits.
- Extends shelf life.
- Decreases early defoliation.
- Regulates color formation in vegetables and fruits.

PACKAGE



Guaranteed Analysis	w/w
N	3 %
P ₂ O ₅	15 %
Mn	4 %
Zn	4 %

APPLICATION AND DOSAGES

CROP	DOSAGES		PERIOD
	Drip Application	Foliar Application	
GREENHOUSE PLANTS	2.5-10 L/Ha	100-300 ml/100 L water	Apply with 20-25 days intervals starting from seedling .
CASH CROPS	0.5-1 L/Ha	2-3 L/Ha	
CEREALS	-	2-3 L/Ha	Bolting and tillering period
OPEN FIELD VEGETABLES	0.25-5 L/Ha	2-3 L/Ha	Apply with 20-25 days intervals starting from seedling .
STONE FRUITS, POME FRUITS	0.5-2 L/Ha Or 50-100 ml per a tree	200-300 cc / 100 Lt water	<ul style="list-style-type: none"> • Before flowering • After flowering. • After harvest.
STRAWBERRY	0.5-1 L/Ha	200-300 ml/100 L water	Apply with 20-25 days intervals starting from seedling .
VINEYARD	0.5-1 L/Ha Or 50-100 ml per tree	200-300 ml/100 L water	<ul style="list-style-type: none"> • Shooting period. • Before flowering. • After harvest.
CITRUS, OLIVE	0.5-1 L/Ha Or 50-100 ml per tree	200-300 ml/100 L water	Before flowering, and after harvest.
ORNAMENTAL PLANTS	-	200-300 ml/100 L water	20-25 days intervals



UNICAL PLUS

Calcium Chloride Complex

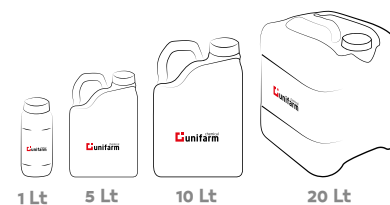


UNICAL PLUS is a high quality liquid calcium fertilizer which contains a high amount of calcium from calcium chloride source in addition to Boron and other biostimulants. Recommended for having a healthy plant development period. Calcium is found in the structure of the cell wall in plant and it is extremely important for the development of growth of plant shoot and root tips. It helps stretching and development of the cell wall by preventing the growth tips from being hard and brittle. It prevents tissue tearing and cracking in fruits and vegetables. Helps carbohydrate transport and nitrogen absorption. Boron promotes cell wall formation, cell division and elongation, also supports calcium uptake by the plant.

30

 chemical
unifarm

PACKAGE



Guaranteed Analysis	w/v	w/w
Water Soluble Calcium Oxide (CaO)	15.4%	12%
Amin Nitrogen	8.8%	6.9%
Water Soluble Boron (B)	0.22%	0.17%

CROPS AND DOSAGES

Crop	Drip or Sprinkler	Foliar Spray	Period
Greenhouse vegetables	20-30 L/Ha	200-300 ml/100 L water	Early development period. When the fruit size reaches the size of walnut. When there is softening and cracking in fruits.
Open-filed vegetables	10-20 L/Ha	200-300 ml/100 L water	Early development period When the fruit size reach the size of walnut, When there is softening and cracking in fruits.
Fruit Trees	50-200 ml/Tree According to age	250 ml/100 L water	10 to 15 days after fruit setting, When the fruit size reaches the size of walnut. 1 month before harvest.
Banana	20-30 L/Ha	250 ml/100 L water	Before birth. After birth. Fruit development period
Grapes	20-30 L/Ha	250 ml/100 L water	When water start to reach to vines 2 to 3 applications with 15-20 days intervals.
Cotton	-	2-3 L/Ha	First application on boll formation, and repeat 15 days later.



UNICAL

Calcium Nitrate Complex



Drip



Foliar



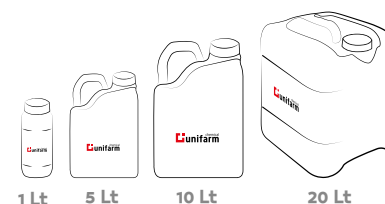
UNICAL is a liquid calcium fertilizer that contains a high amount of calcium and boron for a healthy plant growth. Calcium is essential element for plant cell walls and for the development of growth points such as shoot and root tips. It helps stretching and development of the cell wall by preventing the growth tips from being hard and brittle. It prevents tissue tearing and cracking in fruits and vegetables. Helps in carbohydrate transport and quick Nitrogen absorption. UNICAL also contains Boron that promotes cell wall formation, cell division and elongation, also supports calcium uptake and work in plant.

Main Features:

- Promotes formation, division and elongation of the cell wall.
- Protects the plant against frost damage by preventing outflow of material from plant cells.
- Increases the enzyme activity.
- Ensure anion-cation balance in cells.
- Protects plant against drought stress by increasing stoma functions.
- Increases shelf life by increasing the fruit coat structure and its resistance to cracking.

Guaranteed Analysis	w/w
Total Nitrogen (N)	9%
Nitrate Nitrogen (N-NO ₃)	9%
Water Soluble Calcium Oxide (CaO)	12%
Water Soluble Boron (B)	0.17%

PACKAGE



USE RECOMMENDATIONS:

Crop	DOSAGES		Period
	Drip or Sprinkler	Foliar Spray	
Greenhouse vegetables	20-30 L/Ha	200-300 ml/100 L water	Early development period. When the fruit size reaches the size of walnut. When there is softening and cracking in fruits.
Open-filed vegetables	10-20 L/Ha	200-300 ml/100 L water	Early development period When the fruit size reach the size of walnut, When there is softening and cracking in fruits.
Fruit Trees	50-200 ml/Tree According to age	250 ml/100 L water	10 to 15 days after fruit setting, When the fruit size reaches the size of walnut. 1 month before harvest.
Banana	20-30 L/Ha	250 ml/100 L water	Before birth. After birth. Fruit development period
Grapes	20-30 L/Ha	250 ml/100 L water	When water start to reach to vines 2 to 3 applications with 15-20 days intervals.
Cotton	-	2-3 L/Ha	First application on boll formation, and repeat 15 days later.



PLEXAL Ca-B

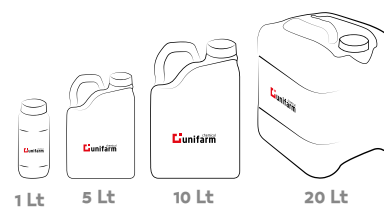
Calcium Acetate + Boron Complex



Calcium scopes of plants fed with sufficient amount of calcium vary depending on environmental conditions and plant variety. PLEXAL Ca-B is a special formula of Calcium chelate with organic acid developed to be used as a foliar fertilizer of Calcium enriched by Boron. PLEXAL Ca-B increase the activity of stomata by helping the plant to overcome stress during cold and warm climatic conditions by preventing flower nose and bitter speckle, such as blemish caused by Calcium deficiency and hence effective in preventing losses.

The Boron content in PLEXAL Ca-B accelerates calcium uptake and promotes flowering and pollen formation.

PACKAGE



Guaranteed Analysis	w/w	w/v
CaO	7.9%	10%
B	0.51%	0.65%

Use Recommendations (Foliar):

CROP	Dosage	No. of Applications	Remarks
Pome Trees	450 ml/100 L water	6-11 Sprays	- Apply every 10 days from fruitlet stage to harvest. - Use a non-ionic wetter. - Apply with sufficient volumes of water (2000-3000 L/Ha) to ensure adequate coverage.
Tomatoes, Pepper	2.5-5 L/Ha or 500ml/100 L water	6-12 Sprays	- Apply from fruit set and repeat at 7 - 10 day intervals. - Apply a minimum of 500 - 750 L of water per ha.
Potato	2.5-5 L/Ha or 500ml/100 L water	2-4 Sprays	- Start at tuber initiation and repeat with 14 day intervals. - Apply a minimum of 500-750 L of water per Ha.
Vegetables, Lettuce	2.5-3.75 L/Ha or 500ml/100 L water	4-6 Sprays	- Apply every 7-10 days. - Apply not less than 400 L per hectare.
Celery	2.5-3.75 L/Ha or 500ml/100 L water	4-6 Sprays	6 weeks before harvest.
Cauliflower	2.5-3.75 L/Ha or 500ml/100 L water	4-6 Sprays	Apply from heading.
Ornamentals	500ml/100 L water	4-6 Sprays	Apply every 7-10 days.



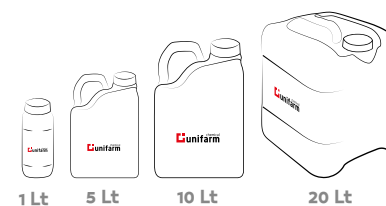
COLLOIDAL CALCIUM 600 SC

Calcium Carbonate Suspension



Plants require high amounts of Calcium for a healthy period of development. COLLOIDAL CALCIUM is an exceptional source of Calcium that is produced from high quality raw materials to meet plant Calcium needs. Thanks to its very high Calcium content, COLLOIDAL CALCIUM is absorbed by the plant quickly after entering the structure of the cell wall, giving the plant strength and resistance. Strengthens growth points in plant shoot and root system and prevents the cell walls from being fragile during their active stretching and expansion. COLLOIDAL CALCIUM is recommended to help the plant overcome the stress conditions like cold and hot climates. Field trials has shown that COLLOIDAL CALCIUM help increasing fruit structure and durability and storage life when applied before harvest.

PACKAGE



GUARANTEED ANALYSIS	
CaO	600 g/l (60% w/v)

USE RECOMMENDATIONS:

CROP	Dosage	Period
Cereals	0.25 - 0.5 L/Ha	In the autumn 3-6 leaves period In the spring tillering period If necessary, another application can be made before showing Virgo.
Potato	0.5 - 1.5 L/Ha	<ul style="list-style-type: none"> • Vegetative development and side shoot period • When the tubers reach 20-30% of the ideal weight • When the tubers reach 50-70% of the typical weight • Before harvest
Corn	0.5 - 1.5 L/Ha	<ul style="list-style-type: none"> • The most suitable time in the 2-6 leaf period is the four-leaf period • Beginning of stem elongation
Sun flower	0.5 - 1.5 L/Ha	<ul style="list-style-type: none"> • During 4-6 leaves period • Before the flower receptacle emerges
Strawberry	0.5 - 1.5 L/Ha	<ul style="list-style-type: none"> • During white bud period • At the end of flowering and at the time of fruit set • 10-15 days apart during the fruit development period • The beginning of fruit ripening, fruit color • At harvest
Stone Fruits	1.5-3 L/Ha	<ul style="list-style-type: none"> • When fruit size reaches 50-60% • When fruit size reaches 70-90% 2 application every 7-14 days 1 extra application for late maturing varieties • At the beginning of fruit ripening period (coloring)
Pome Fruits	1.5-3 L/Ha	<ul style="list-style-type: none"> • At the end of flowering, • 4-5 application should be applied at 7-14 day intervals during fruit development period • It should be applied 3 months before harvest.
Citrus, Olive	1.5-3 L/Ha	<ul style="list-style-type: none"> • At the beginning of flowering • 4-5 applications should be applied at intervals of 5-10 days during the fruit development period • At the beginning of fruit ripening period (coloring) • Extra 1 application should be done to prevent fruit breakage.



COLLOIDAL ZINC 700 SC

Zinc Oxide Suspension

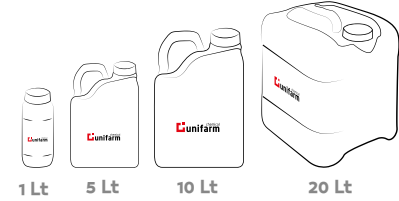


Zinc deficiency is generally observed in coarse textured, acidic and calcareous soils. The susceptibility of plants to Zinc deficiency varies; plants with the highest Zinc sensitivity are Peach and Citrus. Zinc deficiencies are observed in the young leaves of the plant, primarily because the zinc is not good in its ability to move within the plant. Thanks to the very high amount of Zinc in this product, it can play an important role in preventing the deficiencies in the plants. COLLOIDAL ZINC is not only the solution for Zinc deficiency in plants, it also has a great effect on increasing the amount of protein which decreases due to zinc deficiency, increasing the balance of hormones necessary for plant growth, balancing nodes and growth of leaf blades. COLLOIDAL ZINC is used in lower usage rates than standard Zinc competitor products and hence it is easier to handle, application, decreases work and cost per hectare which makes it may be the most economic Zinc solution in the market.

GUARANTEED ANALYSIS

Zinc Oxide

700 g/l (70% w/v)

PACKAGE**USE RECOMMENDATIONS:**

CROP	Dosage	Period
Summer Cereals	0.5-1 L/Ha	3-6 leaf stage, 2 applications
Winter Cereals	0.5-1 L/Ha	3-6 leaf stage in autumn
sofralık üzüm Potato	1 L/Ha	4-8 leaf stage
Legumes and Soybean	0.5 L/Ha	6-8 leaf stage, 2 applications
Corn	1 L/Ha	4-6 leaf stage
Sunflower	0.5-1 L/Ha	4-6 leaf stage
Strawberry	0.25 L/Ha	Green bud and flowering period, 2 applications
Strawberry	0.25 L/Ha	Beginning of flowering and during shoot development, 2 applications
Pome Fruits	0.25 L/Ha	After harvest and flowering period, 2 applications
Pome Fruits	0.25 L/Ha	Red bud and flowering period, 2 applications
Stone Fruits	0.25 L/Ha	Bud and flowering period, 2 applications
Wine Grape	0.25 L/Ha	Before pruning and 20-25 days after pruning
Table Grape	0.25 L/Ha	Before pruning and 20-25 days after pruning
Citrus	0.25 L/Ha	Bud flowering period
Cabbage, leaf ve bulbous vegetables	0.5 L/Ha	When there is enough leaf mass, 2-3 applications
Tuberous vegetable	0.5 L/Ha	When there is enough leaf mass, 2-3 applications
Medical and Aromatic Ornamental Plants	0.5 L/Ha	First flower buds seen, 2-3 applications
Ornamental Plants	0.5 L/Ha	Planting period and tillering period, 2 applications

COLLOIDAL SULPHUR 900 SC

Sulphur Suspension



TE 

NDS 

SC 



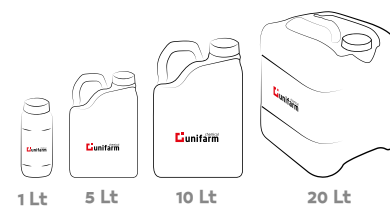
COLLOIDAL SULPHUR 900 SC is a very high concentration source of Sulphur in form of suspension liquid, used in low dosages for foliar applications, the result is less cost with quick and effective results. Recommended for correcting sulfur deficiencies like stunted growth, inter-venal chlorosis, and new growth turns pale yellow while older growth stays green.

Sulphur is considered as a vita nutrient element for ALL living organisms. In plants it works as an enzyme activator necessary for the plant to induct nitrogen, and it is essential for protein synthesis.

Most soils low in sulfur are usually low in organic matter, have a coarse texture, and probably have a high pH. It is essential that plants be kept supplied with sulfur throughout the growing season.

GUARANTEED ANALYSIS	
Sulphur	900g/L (90% w/v)

PACKAGE



USE RECOMMENDATIONS:

CROP	Recommendation
Cereals	0.3 - 0.5 L/Ha
Corn, Potato	0.5 - 1 L/Ha
Legumes and Soybean	0.5 L/Ha
Sunflower	0.5-1 L/Ha
Strawberry	0.3-0,5 L/Ha
Fruits	0.3 - 0.5 L/Ha
Vegetables	0.5-1 L/Ha
Medical an Ornamental Plants	0.5 L/Ha

Applications should be repeated monthly throughout the growing season or as testing indicates.



COLLOIDAL MANGANESE 500 SC

Manganese Carbonate Suspension



TE 

NDS 

SC 



A very high concentrated source of Manganese in suspension form recommended for foliar applications.

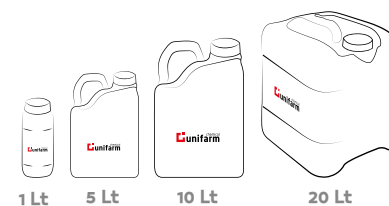
Used for preventing the deficiency of Manganese in sensitive plants. Works as a catalyzer in the process of Chlorophyll and vitamin C syntheses.

Manganese deficiencies are observed in soils with high pH and in calcareous soils. In this type of soil, foliar application gives better results to eliminate manganese deficiency in the plant. However, since manganese is an element with low mobility in the plant, a good quality manganese should be used. FERTILEX MANGANESE helps the farmer to eliminate shortcomings in plants due to high quality raw materials. Manganese deficiencies also occur due to high organic matter soils and the fact that the elements such as Iron, Zinc and Copper accumulate in the soil as a result of incorrect fertilization. This is where FERTILEX MANGANESE comes into play in this period to help with chlorophyll formation in the plant. It acts as a catalyst in enzymatic and physiological events in the plant. It is a unique product designed to solve your problem of manganese deficiency.

42

 unifarm^{chemical}

PACKAGE



GUARANTEED ANALYSIS

Manganese | 500g/L (50% w/v)


USE RECOMMENDATIONS:

CROP	Dosage	Period
Vegetables	1-2 L/Ha	After flowering, and 2 weeks days later.
Apple, Pears	1-2 L/Ha	After flowering, and 2 weeks days later.
Stone Fruits	1-2 L/Ha	At fruit setting, and another application can be given 14 days later if necessary.
Citrus	1-2 L/Ha	After flowering, and before harvest
Greenhouses	50-100 ml/100 L water	
Strawberry	1 L/Ha	At green bud.
Melon, Watermelon	1 L/Ha	After flowering, and before harvest
Beets	1 L/Ha	At 4-6 leaf stage, and 2 weeks days later.
Legumes	1 L/Ha	At 4-6 leaf stage, and after flowering.
Cotton	1-2 L/Ha	After flowering, and every 2 weeks later.
Corn	1-1,5 L/Ha	At 4-6 leaf stage, and after flowering.
Grapes	1 L/Ha	After leaf formation, and before harvest
Banana	1-2 L/Ha	After birth, and before harvest



FOLIMAX

Foliar NPK



A high quality foliar NPK+TE fertilizer, passes quickly through plant stoma. Can be used at any plant stage, produced from the highest quality of raw materials chelated by a special technology that involves organic acids complexes with enzymes to make nutrients more easily absorbed by plant.

Trace elements are %100 EDTA chelated.

Contains special enhancer additive and vitamin B and C.

Also contains a special and powerful anti-caking agents to prevent caking problems.

This product is designed for foliar application for professional farmers but it can also be used in all other types of irrigation and fertigation systems.

Foliar fertilization has an advantage compared to soil fertilization because it delivers the nutrients directly to plant leaves which means faster results and can be applied by manual sprayers if there is no irrigation networks. Also foliar fertilization saves cost and efforts because there is no waste of the product by leaching and hence farmers use much less amount of fertilizer per hectare.

Can be used in sprinkler irrigation, mini spring and pulverization systems with %100 water solubility. It does not leave any stain on leaf and fruit surfaces after application.

FOLIMAX is preferred by professional farmers for greenhouse and open field products.

WHY WE SHOULD USE FOLIMAX?

- Manufactured from high quality raw materials.
- EDTA chelated micronutrients in high rates.
- Contains special enhancer for quick nutrient update
- Contains Vitamin C and B.
- Designed especially for foliar applications.
- Low EC value, No Chlorine, No Sodium or heavy metals
- Can be used in all top irrigation systems (sprinkler, mini spring, sprayer etc.).
- Fast, easy handling.
- Can be used with or without irrigation system.
- Economic cost compared to soil application.
- Choice of professional farmers.

PACKAGE



1 kg

5 kg

FOLIMAX STANDARD FORMULATIONS:

FORMULATION	Usage Period
10-40-10+TE	Starter and Rooting Period
20-20-20+TE	Multi-purpose, Balanced Nutrition
5-5-38+2MgO+TE	Fruit Ripening and Harvest
0-40-40+TE	
0-24-6+12CaO+10Zn	

10-40-10+TE		20-20-20+TE		5-5-38+2MgO+TE		0-40-40+TE		0-24-6+12CaO+10Zn	
Total Nitrogen	10 %	Total Nitrogen	20 %	Total Nitrogen	5 %	Total Nitrogen	0 %	Total Nitrogen	0 %
Nitrate (NO ₃ -N)	0 %	Nitrate (NO ₃ -N)	3.5 %	Nitrate (NO ₃ -N)	0 %	Nitrate (NO ₃ -N)	0 %	Nitrate (NO ₃ -N)	0 %
Ammonium (NH ₄ -N)	8 %	Ammonium (NH ₄ -N)	2.5 %	Ammonium (NH ₄ -N)	0 %	Ammonium (NH ₄ -N)	0 %	Ammonium (NH ₄ -N)	0 %
Urea (NH ₂ -N)	2 %	Urea (NH ₂ -N)	14 %	Urea (NH ₂ -N)	5 %	Urea (NH ₂ -N)	0 %	P ₂ O ₅	24 %
P ₂ O ₅	40 %	P ₂ O ₅	20 %	P ₂ O ₅	5 %	P ₂ O ₅	40 %	K ₂ O	6 %
K ₂ O	10 %	K ₂ O	20 %	K ₂ O	38 %	K ₂ O	40 %	CaO	12 %
B	0.01 %	B	0.01 %	B	0.01 %	B	0.01 %	B	0.01 %
Cu EDTA	0.004 %	Cu EDTA	0.004 %	Cu EDTA	0.004 %	Cu EDTA	0.004 %	Cu EDTA	0.004 %
Fe EDTA	0.03 %	Fe EDTA	0.03 %	Fe EDTA	0.03 %	Fe EDTA	0.03 %	Fe EDTA	0.03 %
Mn EDTA	0.02 %	Mn EDTA	0.02 %	Mn EDTA	0.02 %	Mn EDTA	0.02 %	Mn EDTA	0.02 %
Zn EDTA	0.04 %	Zn EDTA	0.04 %	Zn EDTA	0.04 %	Zn EDTA	0.04 %	Zn EDTA	0.04 %

MICROFARM MIX

Chelated Micro Elements



TE 



High quality mixture of micro elements that are essential for many plant processes formulated by real EDTA chelation agent to make it easily available for absorption by plant. Recommended for all crops. Totally water soluble and ideal for foliar application. Promotes vegetative development by increasing the photosynthesis process and strengthens plant against stress conditions.

Contains Iron which is involved in plant growth and Chlorophyll synthesis, and Zinc which supports water uptake from the soil and promotes the flower and pollen formation. Also contains Molybdenum Manganese which support fruit coloring and other enzyme activates.

Micro-nutrients in MICROFARM MIX are protected by a surrounding EDTA chelating agent which prevents element from reacting with other elements in the soil and in the mixture in tank.

MICROFARM MIX is an excellent choice for enhancing plant vegetative and generative development of plants using best ratio of micro elements mixture.

WHY MICROFARM MIX

- Produced from high quality raw materials.
- EDTA chelation.
- %100 soluble and does not cause caking problems.
- Promotes vegetative and generative growth by increasing the amount of photosynthesis.
- Essential for all crops.

Guaranteed Analysis	w/w
Zn EDTA	4%
Fe EDTA	4%
Mn EDTA	3%
B	1.5%
MgO	1.1%
Cu EDTA	0.6%
Mo	0.05%



Use Recommendations:

Crop	Drip Application	Foliar Application	Application Period
Citrus	1-3 Kg/Ha	50-100 g/100 L water	<i>Three applications as follows:</i> <ul style="list-style-type: none"> • On bud formation. • Before flowering. • After fruit setting.
Fruit Trees	1-3 Kg/Ha	50-100 g/100 L water	Two applications before flowering and after flowering.
Vineyard	1-2 Kg/Ha	50-100 g/100 L water	<i>Two applications as follows:</i> <ul style="list-style-type: none"> • 15 days later from first leaf. • After flowering.
Cucurbits (Cucumber, Zucchini, Melon, Watermelon)	1-3 Kg/Ha	50-100 g/100 L water	Start at 3-4 weeks after planting and continue with 15 days intervals.
Tomato (Greenhouse and Open Field)	1-3 Kg/Ha	50-100 g/100 L water	Start at 3-4 weeks after planting and continue with 15 days intervals.
Potato, Onion	1-3 Kg/Ha	50-100 g/100 L water	Start at 3-4 weeks after planting and continue with 15 days intervals.
Strawberry	1-2 Kg/Ha	50-100 g/100 L water	Start at 40-60 days after planting and continue with 15 days intervals.
Ornamental Plants	2-5 Kg/Ha	100-150 g/100 L water	<i>Two applications as follows:</i> <ul style="list-style-type: none"> • During spring. • When first deficiency is observed.
Field Crops: Wheat, Barley, Corn, Sunflower, Rice		50-100 g/100 L water	During tillering period and fine filling period.
Banana	5-10 Kg/Ha		2 months before birth period, and one month later.

Note: The dosages and application periods depend on the climatic conditions and the degree of trace element deficiency in the plants and the soil type. Heavy soils require more doses than mild ones. However, the application in light soil should be repeated earlier.

MICROFARM ZINC

Zn EDTA



TE 



Drip



Foliar

UNIMICRO ZINC Supports flower and pollen formation in all vegetables, increases the number of buds in fruit trees, promotes bud opening, and reduces early death foliage and shoot. It is an effective for promoting starch formation and preventing zinc deficiency symptoms in sensitive crops like citrus, corn, soybean, cotton, potato and onion.

Contains a special chelating agents for rapid uptake and effective results. Accelerates cell division and plant development in general. Also accelerates rooting by promoting the formation and development of the hairy roots. Increases the resistance of the plant against cold, heat and physical effects.

WHY MICROFARM ZINC

- High quality raw materials.
- Chelated with EDTA and much easily absorbed.
- %100 soluble and does not cake or cause dust.
- Excellent effect even in high pH and lime soils.
- Supports flower and pollen formation in all vegetables.
- Promotes starch formation.
- Solves rosette problems in fruit trees.
- Promotes formation of new shoots, and increases amount of buds.
- Reduces early foliage and shoot loss in fruit trees.
- Decrease early defoliation.
- Can be mixed with most fertilizers

PACKAGE



1 kg

5 kg

Guarantee content	w/w
Zinc (Zn)	15%

Use Recommendations:

PRODUCT	DOSAGE	PERIOD
Field Crops (Wheat, Barley, Oats, Corn, Paddy, Cotton, Sugar Beet)	Foliar application: 100-200g/100L water Soil application: 2-4 Kg / Ha Seed application 200 g / 100 Kg	Give a soil application directly after planting. Give foliar application during early development period after the emergence or when sufficient leaf surface is formed in the plant. The applications should be continued every year until the deficiency symptoms are reduced.
Citrus	Foliar application : 100-200g/100L water	In spring upon tillering. If deficiency symptoms persist, the application should be repeated.
Tomato, Cucumber, Pepper	Foliar application: 50-100g/100L water Soil application: 1-2 Kg/Ha	Start application before flowering and continue throughout the plant development process.
Olive	Foliar application : 100-120g/100L water	In spring, when new shoots start, apply while growing and are repeated after 3-4 weeks.
Grapes	Foliar application : 50-100g/100L water	Before flowering, use 1000 L water/Ha at least and spray on the leaves. Do not apply during the flowering period and do not exceed the recommended dosage.
Banana	Soil application: 5 Kg/Ha	Apply 2 months before the birth of cluster. If necessary the second application can be given 1 month later.
Cherry, Walnut	Foliar application : 50-100g/100L water	Apply immediately after flowering with good covering. Repeat after 2-3 weeks.
Strawberry	Foliar application : 25-50g/100L water	Apply during green eye and white eye periods. Repeated during the re-growth period after harvest.
Pome fruit	Foliar application : 50-100g/100L water	Apply before flower buds break. Repeat after harvest.
Stone fruit	Foliar application: 50-100g/100L water Soil application (if needed): 0.5 -1Kg/Tree	Apply after the harvest and repeat after fruit set in foliage. If the deficiency is severe then make soil application.

Usage doses and application periods depend on climatic conditions, zinc deficiency in plants and soil type.



MICROFARM IRON

Fe-EDDHA



TE 

MICROFARM IRON is a %6 Fe chelated by EDDHA agent in a microgranular form, %100 water soluble, recommended for controlling Fe deficiency in sensitive crops. Can be used with all irrigation systems by soil or foliar applications. Economic price, effective.

Eliminates symptoms of Iron deficiency in all plants like fruit trees and strawberries, suitable for vegetables and greenhouses.

Can be used in all types of irrigation systems, and recommended for soilless culture and greenhouses.

Iron is essential element for chlorophyll synthesis, enzyme activation, protein formation and respiration.

Easy handling thanks to its microgranular form, does not cause any dust while mixing, dissolves quickly in water.

MICROFARM IRON has a superior chelate structure that provides an effective and precise solution to problems related to iron deficiency.

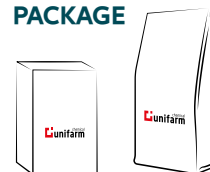
50

 **unifarm** chemical

Iron Deficiency Symptoms in Plants

- Yellow veins in young leaves.
- In later stages curving is observed in edges of new leaves.
- Photosynthesis slow down and general growth retardation in plants.
- Mostly occurs in alkaline and sandy soils.
- Symptoms are observed on fruiting period which affects fruit quality and yield, later stages can cause fruit loss.

PACKAGE



1 kg

5 kg

Use Recommendations:

CROP	DOSAGE	APPLICATION PERIOD
Citrus	10-30 g/Young tree 70-100 g/Adult tree 100-150 g/Full yield tree	Three applications as follows: 1- During Vegetative development period. 2- In Spring. 3- In Autumn.
Fruit Trees	15-30 g/Young tree 70-100 g/Adult tree 100-150 g/Full yield tree	Two applications as follows: 1- Beginning of vegetative development. 2- In spring, before bud and flower formation.
Grapes	10-20 g/Young tree 20-30 g/Adult tree 10-30 g/Full yield tree	Before buds opening or on first symptoms of damage.
Cucurbits (Cucumber, Zucchini, Melon, Watermelon)	10-30 kg/Ha during season	Starting on 4-6 weeks after planting, and during vegetative development period. Divide the total dose among irrigation intervals.
Tomato	20-30 kg/Ha during season	Starting on 4-6 weeks after planting, and during vegetative development period. Divide the total dose among irrigation intervals.
Vegetables	10-20 kg/Ha during season	Two applications as follows: 1- 4-6 weeks after planting. 2- Before flower formation.
Strawberry, Raspberry	5-10 kg/Ha during season	Starting on 4-6 weeks after planting, and during vegetative development period. Divide the total dose among irrigation intervals.
Flowers	20-60 kg/Ha during season	Two applications as follows: 1- During spring 2- When symptoms of deficiency begin to appear.
Field Crops (Wheat, Barley, Corn, Sunflower)	2-5 kg/Ha during season	Should be applied before planting or with planting or when iron deficiency symptoms are observed.
Pistachio	150-200 g/tree	At the beginning of vegetative development, and in spring before bud and flower formation.

The dosages and application periods depend on the climatic conditions, the degree of iron deficiency in the plants and the soil type. Heavy soils require more doses than mild ones. However, the application in light soil should be repeated earlier.



UNIFER PLUS

Fe-EDDHA



TE 

UNIFER PLUS is a metallic iron chelated with %6 EDDHA with %3.6 in the ortho-ortho isomer. It can be used within a wide pH range. Totally water-soluble, Preferred product for soilless culture and for greenhouse cultivation due to its superior qualities. Also can be easily used in all irrigation systems, does not cause clogging within the irrigation network. Works as enzyme activator or cofactor in the synthesis of chlorophyll, and as catalase, peroxidase, ferredoxin in the function of stockrom. Therefore, UNIFER PLUS is essential for chlorophyll production, protein formation and respiration.

EDDHA CHELATES

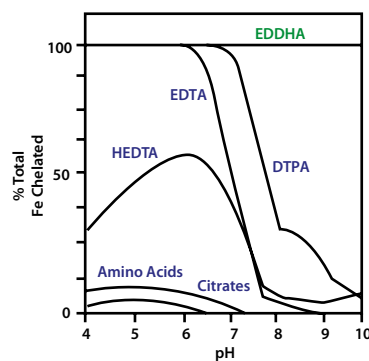
EDDHA chelating agent is a chemically stable complex it coats the positively charged cations of Iron with a negatively charged molecule resulting of a much better nutrition quality of Iron compered to standard Iron products.

EDDHA chelates have a simple chemical structure suitable for very fast plant uptake while protecting the iron from undesirable reactions in the soil. They do not react with phosphates, carbonates and pesticides, therefore they are effective in high alkaline and calcareous soils.

Another important feature of EDDHA is that it stays active within a wide pH range while other chelating agents are only stable at narrow pH limits.

Iron Deficiency Symptoms in Plants

- Yellow veins in young leaves.
- In later stages curving is observed in edges of new leaves.
- Photosynthesis slow down and general growth retardation in plants.
- Mostly occurs in alkaline and sandy soils.
- Symptoms are observed on fruiting period which affects fruit quality and yield, later stages can cause fruit loss.



PACKAGE



1 kg

5 kg

Guaranteed Analysis

w/w

Fe-EDDHA	6%
Ortho-Ortho	3.6%

CROPS AND DOSAGES

CROP	Dosage	Application Period
Citrus	10-30 g/Young tree 70-100 g/Adult tree 100-150 g/Full yield tree	<i>Three applications as follows:</i> 1- During Vegetative development period. 2- In Spring. 3- In Autumn.
Fruit Trees	15-30 g/Young tree 70-100 g/Adult tree 100-150 g/Full yield tree	<i>Two applications as follows:</i> 1- Beginning of vegetative development. 2- In spring, before bud and flower formation.
Grapes	10-20 g/Young tree 20-30 g/Adult tree 10-30 g/Full yield tree	Before buds opening or on first symptoms of damage.
Cucurbits (Cucumber, Zucchini, Melon, Watermelon)	10-30 kg/Ha during season	Starting on 4-6 weeks after planting, and during vegetative development period. Divide the total dose among irrigation intervals.
Tomato	20-30 kg/Ha during season	Starting on 4-6 weeks after planting, and during vegetative development period. Divide the total dose among irrigation intervals.
Vegetables	10-20 kg/Ha during season	<i>Two applications as follows:</i> 1- 4-6 weeks after planting. 2- Before flower formation.
Strawberry, Raspberry	5-10 kg/Ha during season	Starting on 4-6 weeks after planting, and during vegetative development period. Divide the total dose among irrigation intervals.
Flowers	20-60 kg/Ha during season	Two applications as follows: 1- During spring 2- When symptoms of deficiency begin to appear.
Field Crops (Wheat, Barley, Corn, Sunflower)	2-5 kg/Ha during season 150-200 g/tree	Should be applied before planting or with planting or when iron deficiency symptoms are observed.
Pistachio	150-200 g/tree	At the beginning of vegetative development, and in spring before bud and flower formation.

The dosages and application periods depend on the climatic conditions, the degree of iron deficiency in the plants and the soil type. Heavy soils require more doses than mild ones. However, the application in light soil should be repeated earlier.



MICROFERRO 48

Fe-EDDHA



TE 

MICROFERRO 48 is %6 EDDHA chelated metallic iron which has %4.8 in the ortho-ortho isomer which is the most effective part of the molecule. MICROFERRO 48 is very quick, effective and easy to handle due to its granular structure that does not make dust and makes it dissolve quickly in water.

EDDHA chelating agent is a chemically stable complex used to coat the positively charged cations necessary for the plant with a negatively charged molecule. Iron elements after being chelated with EDDHA becomes much more available to plant uptake than being on their own, EDDHA protects iron from reacting with other molecules like phosphates, carbonates and pesticides. Instead, iron is directed to be taken by plant at once.

EDDHA chelates are preferred by professional farmers due to their superior results in greenhouses and soilless cultivations. Can be used easily in all irrigation systems. Iron is involved in Chlorophyll synthesis enzyme activator or cofactor, therefore, MICROFERRO 48 is the best choice for Chlorophyll production, protein formation and respiration.

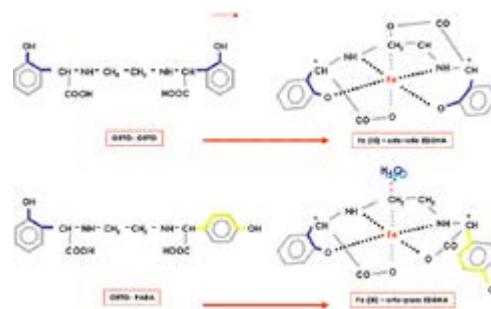
EDDHA chelates can be used within a wide pH range where other chelates become not active.

54

 unifarm^{chemical}

ORTHO-ORTHO IZOMER AND ITS IMPORTANCE

Organic molecules, such as iron chelate, have different structural bonds and different isomers in their structural formulas. EDDHA chelate contains two different isomers; "para" and "ortho". Iron has six junction points. In order to protect the iron from the binding effects of the soil, the chelate must cover all these six points. In the "ortho" isomer, all the anchor points of the iron are closed, thus providing strong protection against external factors. In "para" isomer, chelate iron covers only five bond points and thus cannot provide as much protection against external factors as the "ortho" isomer. For these reasons we can say that the ortho-ortho isomer offers the most protection and quality. The ortho-ortho chelate may make the unused iron in the soil more suitable for the plant and prolong the activity period more than ortho-para. This effect is called "iron shuttle effect" or "effect transporter". Studies made in soil applications have shown that the most useful iron chelates products are those that contain Fe-ortho-ortho-EDDHA while Fe-ortho-para-EDDHA product lost its efficacy 3 days after soil application.



Iron Deficiency Symptoms in Plants

- Yellow veins in young leaves.
- In later stages curving is observed in edges of new leaves.
- Photosynthesis slow down and general growth retardation in plants.
- Mostly occurs in alkaline and sandy soils.
- Symptoms are observed on fruiting period which affects fruit quality and yield, later stages can cause fruit loss.

Guaranteed Analysis	w/w
Fe EDDHA	6%
Ortho-ortho	4.8%

Use Recommendations:

CROP	DOSAGE	APPLICATION PERIOD
Citrus	10-30 g/Young tree 70-100 g/Adult tree 100-150 g/Full yield tree	Three applications as follows: 1- During Vegetative development period. 2- In Spring. 3- In Autumn.
Fruit Trees	15 -30 g/Young tree 70-100 g/Adult tree 100-150 g/Full yield tree	Two applications as follows: 1- Beginning of vegetative development. 2- In spring, before bud and flower formation.
Grapes	10-20 g/Young tree 20-30 g/Adult tree 10-30 g/Full yield tree	Before buds opening or on first symptoms of damage.
Cucurbits (Cucumber, Zucchini, Melon, Watermelon)	10-30 kg/Ha during season	Starting on 4-6 weeks after planting, and during vegetative development period. Divide the total dose among irrigation intervals.
Tomato	20-30 kg/Ha during season	Starting on 4-6 weeks after planting, and during vegetative development period. Divide the total dose among irrigation intervals.
Vegetables	10-20 kg/Ha during season	Two applications as follows: 1- 4-6 weeks after planting. 2- Before flower formation.
Strawberry, Raspberry	5-10 kg/Ha during season	Starting on 4-6 weeks after planting, and during vegetative development period. Divide the total dose among irrigation intervals.
Flowers	20-60 kg/Ha during season	Two applications as follows: 1- During spring 2- When symptoms of deficiency begin to appear.
Field Crops (Wheat, Barley, Corn, Sunflower)	2-5 kg/Ha during season	Should be applied before planting or with planting or when iron deficiency symptoms are observed.
Pistachio	150-200 g/tree	At the beginning of vegetative development, and in spring before bud and flower formation.

The dosages and application periods depend on the climatic conditions, the degree of iron deficiency in the plants and the soil type. Heavy soils require more doses than mild ones. However, the application in light soil should be repeated earlier.



UNIMICRO BORON

Boron Lignosulphonate



Cost effective source of Boron chelated with lignosulphonates for easier absorption by plant. Boron is one of the key micronutrients responsible for flower and pollen formation and growth in order to have a healthy plant development. It is an important fertilizer that promotes crop yields, improve plant health and quality, and gives higher profits to farmers.

Should be used on crops that are sensitive to Boron deficiency like Apple, sugar beet, banana, celery, potatoes, tobacco, sunflower and vegetables to prevent diseases like, heart rot in beets, brown rot in cauliflower, cracked stem in celery, brown center disorder in turnip, brown spot in potatoes and tip burn in alfalfa. Boron is also recommended for other crops especially in certain climates and soil conditions.

Strengthens the fruit stalk and promotes the formation of flowers and pollen by increasing hormone activity. Increases the durability of the plant by strengthening the cell wall as it supports the uptake of calcium involved in cell wall formation. UNIMICRO BORON is a powerful product that is actively involved in increasing sugar mobility, accelerating cell division and helping plant development. It accelerates the rooting by accelerating the formation and development of hairy roots. Increases the resistance of the plant against cold, heat and physical effects.

UNIMICRO BORON should be applied in early stages to avoid appearing of un-recoverable deficiency symptoms.

Guaranteed Analysis	w/w
Boron (B)	15%



USE RECOMMENDATIONS:

CROPS	USAGE DOSAGE Use 1000 L water/Ha	PERIOD
Vegetables: Tomato, cucumber, pepper, eggplant, zucchini, beans, peas, lettuce	600-800 g/Ha	3 weeks after planting. 2-3 interval weeks during harvest
Apple, cherry, almond, pear, olive	800-1000 g/Ha	3 weeks after flowering, 2 applications.
Grapes	600-800 g/Ha	Sour period
Citrus	800-1000 g/Ha	Before Flowering and after flowering with 15 days intervals
Apricot, Peach	800-1000 g/Ha	After Flowering with 15 days interval.
Cotton	600-800 g/Ha	Before boll with 15 days intervals.
Cereals (wheat, barley, paddy, oats)	600-800 g/Ha	Tillering period and 15 days later.
Sugar Beet, Carrot	600-800 g/Ha	After hoeing with 15 days intervals. 3 applications.
Potato	600-800 g/Ha	When plant height is 20-25 cm with 15 days intervals. 3 applications.
Melon, Watermelon	600-800 g/Ha	After branch elongation during harvest with 15 days intervals.
Sunflower	600-800 g/Ha	When plant height is 20-25 cm with 15 days intervals. 3 applications.
Strawberry, Raspberry	600-800 g/Ha	Before Flowering and after flowering with 15 days intervals
Banana	600-800 g/Ha	Before and After formation.
Corn	600-800 g/Ha	When plant is 30-40 cm height and when top tassel appeared.
Tobacco	600-800 g/Ha	After 1-2 hoeing and at first nodes.
Ornamental Plants	600-800 g/Ha	Before and after foliation period.



UNIMICRO COMBI

Lignosulphonate Mix of Micro Elements



UNIMICRO COMBI is a mineral powder fertilizer contains a mix of micro elements (Boron, Zinc, Copper, Manganese, and Iron which are necessary for biochemical reactions of plant metabolism. In order to have a healthy growth, all micro elements must be given to plant sufficiently to avoid having any nutrition disorders in the plants.

Lack of micro element will slow down root development and decreases fruit setting. Micro elements are essential also for avoiding fruit coloring and other fruit problems that can be observed in harvest period.

UNIMICRO COMBI contains sufficient amounts of micro elements chelated with lignosulphonates to be absorbed by plants quickly and act fast to completely prevent and cure deficiency problems. Prevents trace elements from bonding in the soil and ensures that plants benefit from trace elements at the highest level.

Main features of UNIMICRO COMBI:

- Cost effective source of Trace elements.
- Induces cell division, prolongation and growth.
- Promotes sugar formation by increasing photosynthesis.
- Protects plant from stress conditions.
- Supports flower development during flowering period.
- Increases yield and enhances fruit quality and color.
- Encourages capillary root formations.
- Enhances the pollination activity of bees due to increasing pollen formation.
- Increases fruit quality in terms of color, taste and aroma. And prevents discoloration.
- Produced by Uni-Powder Chelating Technology (UPCT) that prevents binding of trace elements in soil and provides nutrients to plant in highest level.



Guaranteed Analysis	w/w
Water Soluble Boron (B)	0.5%
Water Soluble Copper (Cu)	0.5%
Water Soluble Iron (Fe)	6%
Water Soluble Manganese (Mn)	5%
Water Soluble Zinc (Zn)	7%

Use Recommendations:

Crop	Drip Application	Foliar Application	Application Period
Citrus	1-3 Kg/Ha	50-100g/100 L water	2-3 application recommended: 1st: bud formation. 2nd: before flowering. 3rd: after fruit setting.
Fruit Trees	1-3 Kg/Ha	50-100g/100 L water	2 application recommended: 1st: before flowering. 2nd: after flowering.
Grapes	1-2 Kg/Ha	50-100g/100 L water	2 application recommended: 1st: 15 days after first leaf. 2nd: after flowering.
Cucurbits (Cucumber, Zucchini, Melon, Watermelon)	1-3 Kg/Ha	50-100g/100 L water	Start from 3-4 weeks after planting and continue with 15 days interval.
Tomato (greenhouse and open-field)	1-3 Kg/Ha	50-100g/100 L water	Start from 3-4 weeks after planting and continue with 15 days interval.
Potato, Onion	1-3 Kg/Ha	50-100g/100 L water	Start from 3-4 weeks after planting and continue with 15 days interval.
Strawberry	1-2 Kg/Ha	50-100g/100 L water	Start from 40-60 days after planting and continue with 15 days interval.
Field Crops (Wheat, Barley, Corn, Sunflower, Rice)		50-100g/100 L water	Tillering Period and fine filling period.
Banana	5-10 Kg/Ha		2 months before birth period. 2nd application one month later.
Ornamental Plants	2-5 Kg/Ha	100-150g/100 L water	2 application recommended: 1st: at spring period. 2nd: when first deficiency symptom are observed.

The dosages and application periods depend on the climatic conditions and the degree of micro element deficiency in plants and the soil type. Heavy soils require more doses than mild ones. However, the application in light soil should be repeated earlier.

UNIMICRO Zn-B

Zn-B Lignosulphonate



LGN

TE

Effective source of zinc and boron with sulfure chelated with lignosulphonates.

Supports flowering and pollen formation in vegetables and strengthens fruit stem. Recommended for crops that are sensitive to zinc or boron deficiency such as sugar beet, potatoes, sunflower, corn, soybean, cotton, banana, apple, olive, onion and all vegetables.

Contains a special chelating agents for rapid uptake and effective results. Accelerates cell division and plant development in general. Also accelerates rooting by promoting the formation and development of the hairy roots. Increases the resistance of the plant against cold, heat and physical effects.

Main Features:

- Encourages growth in soybean and pea varieties and increases flowering and grain formation.
- Enhances flowering and fruit formation.
- Controls Zinc and Boron deficiency symptoms.
- Supports plant growth during the development period.
- Activates many plant enzymes.
- Accelerates buds and flowering.
- Supports hormone mobility, cell wall formation, calcium intake and sugar mobility.

Guaranteed Analysis	w/w
Zinc (Zn)	14 %
Boron (B)	8%
Sulfur (SO ₃)	18.5 %

PACKAGE



1 kg

5 kg

Use Recommendations:

CROPS	Application		PERIOD
	Drip Application	Foliar Application	
Greenhouse plants	2.5-4 Kg/Ha	100-150 g/100 L water	After seedling planting with 20-25 days intervals.
Industrial plants	2.5-4 Kg/Ha	150-200 g/100 L water	At 4-6 leaf period
Cereals		100-150 g/100 L water	During bolting and tillering period.
Open-field vegetables	2.5-5 Kg/Ha	100-150 g/100 L water	After seedling planting with 10-15 days intervals.
Fruit trees	3-7 Kg/Ha or 30-80 g/Tree	150-200 g/100 L water	Before flowering, after flowering, and after harvest
Citrus, Olive	3-7 Kg/Ha or 30-80 g/Tree	150-200 g/100 L water	Before flowering, after flowering, and after harvest
Strawberry	2.5-4 Kg/Ha	150-200 g/100 L water	After seedling planting with 10-15 days intervals.
Grapes	3-7 Kg/Ha or 30-80 g/Tree	150-200 gr /100 Lt water	During shooting, before flowering and after harvesting
Ornamental plants	5-10 kg/Ha	150-200 gr /100 Lt water	After seedling planting with 20-25 days intervals.

UNIMICRO Mg-Mn-Zn

Mg-Mn-Zn Lignosulphonate



A special mix that contains three micro elements; Magnesium, Manganese and Zinc. Complexed with lignosulphonates for easier absorption by plant.

Magnesium is essential central atom of chlorophyll substance and necessary for plant photosynthesis. Zinc which accelerates bud, pollen and flower formation. Manganese supports many enzymes and protein activity and involved in fruit coloring.

UNIMICRO Mg-Mn-Zn supports many important plant process like germination, seed formation, cell division, new cell formation. It increases the number of buds, encouraging bud opening and regulating color formation vegetables and fruits.

Helps in nitrogen fixing in legumes, accelerates protein synthesis and synthesis of vitamin C and A.

UNIMICRO Mg-Mn-Zn gives rapid and effective results due to its special organic chelating agent which allows fast uptake by plant.

Accelerates rooting and hairy roots. Increases plant resistance against cold, heat and bad physical conditions.

:Guaranteed Analysis	w/w
Magnesium (MgO)	10 %
Manganese (Mn)	18%
Zinc (Zn)	10 %

PACKAGE



1 kg



5 kg

Use Recommendations:

CROPS	USAGE DOSAGE		USAGE PERIOD
	Drip	Foliar	
Greenhouse plants	2.5-4 Kg/Ha	100-150 g/100 L water	Starting from seedling with 20-25 days intervals.
Industrial plants	2.5-4 Kg/Ha	150-200 g/100 L water	
Cereals	-	100-150 g/100 L water	Bolting and tillering period.
Open-field vegetables	2.5-4 Kg/Ha	100-150 g/100 L water	Starting from seedling with 20-25 days intervals.
Pome fruits, Stone fruits	3-7 Kg/Ha or 30-80 g/Tree	150-200 g/100 L water	Before flowering. After flowering. After harvest.
Strawberry	2.5-4 Kg/Ha	150-200 g/100 L water	It is applied with 20-25 day intervals from seedling .
Grapes	2.5-4 Kg/Ha or 30-80 g/Tree	150-200 g/100 L water	Shooting period. Before flowering. After harvest
Citrus, Olive	3-7 Kg/Ha or 30-80 g/Tree	150-200 g/100 L water	Before flowering. After flowering. After harvest.
Ornamental plants	-	150-200 g/100 L water	Apply with 20-25 days intervals.



UNIMICRO ZINC

Zinc Lignosulphonate



LGN 

TE 

UNIMICRO ZINC Supports flower and pollen formation in all vegetables, increases the number of buds in fruit trees, promotes bud opening, and reduces early death foliage and shoot. It is an effective for promoting starch formation and preventing zinc deficiency symptoms in sensitive crops like citrus, corn, soybean, cotton, potato and onion.

Contains a special chelating agents for rapid uptake and effective results. Accelerates cell division and plant development in general. Also accelerates rooting by promoting the formation and development of the hairy roots. Increases the resistance of the plant against cold, heat and physical effects.

PACKAGE

1 kg

5 kg

Guaranteed Analysis	w/w
Zinc (Zn)	15%

USE RECOMMENDATIONS:

PRODUCT	DOSAGE	PERIOD
Field Crops (Wheat, Barley, Oats, Corn, Paddy, Cotton, Sugar Beet)	Foliar application: 100-200g/100L water Soil application: 2-4 Kg / Ha Seed application 200 g / 100 Kg	Give a soil application directly after planting. Give foliar application during early development period after the emergence or when sufficient leaf surface is formed in the plant. The applications should be continued every year until the deficiency symptoms are reduced.
Citrus	Foliar application : 100-200g/100L water	In spring upon tillering. If deficiency symptoms persist, the application should be repeated.
Tomato, Cucumber, Pepper	Foliar application: 50-100g/100L water Soil application: 1-2 Kg/Ha	Start application before flowering and continue throughout the plant development process.
Olive	Foliar application : 100-120g/100L water	In spring, when new shoots start, apply while growing and are repeated after 3-4 weeks.
Grapes	Foliar application : 50-100g/100L water	Before flowering, use 1000 L water/Ha at least and spray on the leaves. Do not apply during the flowering period and do not exceed the recommended dosage.
Banana	Soil application: 5 Kg/Ha	Apply 2 months before the birth of cluster. If necessary the second application can be given 1 month later.
Cherry, Walnut	Foliar application : 50-100g/100L water	Apply immediately after flowering with good covering. Repeat after 2-3 weeks.
Strawberry	Foliar application : 25-50g/100L water	Apply during green eye and white eye periods. Repeated during the re-growth period after harvest.
Pome fruit	Foliar application : 50-100g/100L water	Apply before flower buds break. Repeat after harvest.
Stone fruit	Foliar application: 50-100g/100L water Soil application (if needed): 0.5 -1Kg/Tree	Apply after the harvest and repeat after fruit set in foliage. If the deficiency is severe then make soil application.



HUMIFARM 70

Potassium Humate



HUMIFARM 70 is an organic soil soluble fertilizer and soil conditioner produced from Leonardite. Contains high percentage of organic matter in form of Humic and Fulvic acids which are known for increasing soil fertility.

HUMIFARM 70 is used to improve soil physical, chemical and biological structure by increasing the organic content and improving the cation exchange capacity (CEC) and water holding capacity, as a result soil will be more capable to hold nutrients without being leached down and those nutrients will be retained in available form for plant uptake through roots.

Also helps in regulating soil acidity and salinity, and enhances the activity of microbial soil organisms and root growth.

Humic compounds in HUMIFARM 70 are negatively charged so they facilitate the retention of nutrients in the other applied fertilizers and water as well.

Recommended for all agricultural and ornamental crops especially in poor soils.

Can be used with all root irrigation and fertigation systems. But not recommended for foliar application.

Main Features:

- Regulates soil structure, acidity and salinity.
- Improves root formation and development.
- Facilitates the uptake of micronutrients.
- Promotes the production of plant enzymes and acts as an organic catalyst.
- Increases the permeability of the cell walls and cell division.
- Increases the vitamin content in plants.
- Enhances efficacy of other fertilizer products when mixed.

PACKAGE



1 kg

5 kg

Guaranteed Analysis	w/w
Organic Matter	25%
Humic and Fulvic Acids	70%
K ₂ O	4%

Recommended Dosages:

CROPS	Application Period / Description	Soil Application	Foliar Application
VEGETABLES (Tomato, Pepper, Cucumber, Eggplant, Zucchini, Strawberry, Potato, Bean, Cabbage, Spinach, Carrot)	Transplanting Period	2.5 Kg/Ha	250 g/Ha
	Vegetative growth period	2.5-3 Kg/Ha	250-300 g/Ha
FRUITS (Citrus, Apple, Pear, Plum, Peach, Cherry, Vineyard, Olive, Walnut)	Before Early spring bud and flowering	2.5-3.5 Kg/H	250 g/Ha
	Fruit formation and growth period	2.5-3 Kg/Ha	250 g/Ha
CEREALS AND INDUSTRIAL PLANTS (Wheat, Sunflower, Corn, Cotton, Sugar Beet, Tobacco)	It should be applied by mixing with chemical base fertilizers before sowing	2.5-3 Kg/Ha	
Seed Soaking	Application doses are mixed with a sufficient amount of water and then sprayed on the seeds. And it is left to dry.	Coarse Seeds: 100g/100Kg seeds Small Seeds: 150g/100Kg seeds	



HUMIFARM PLUS

Humic & Fulvic Acid From Leonardite



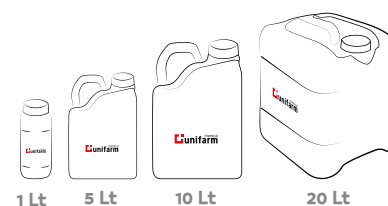
HUMIFARM PLUS is an organic fertilizer that contains Humic and Fulvic acids extracted from best source of Leonardite (USA origin). Used to improve soil structure and organic contents and encourages plant development. Regulates physical structure of soil and increases water holding and ventilation capacity. Nutrients are chelated in a way that makes them easier for plant to uptake.

Eliminates ion poisoning by decomposing the salt minerals in the soil and allows the plant to uptake water easier. At the same time, disintegrating salt ions help loosen the soil structure by pushing the clay minerals. Unused nutrients, which are present in clay soils, are converted into carbonates, oxides, sulfites and hydroxides in soil. HUMIFARM PLUS provides the nutrients which are ready in the soil by keeping them around the root so that the plant can use easily. Facilitates nutrient uptake behavior in sandy soil and calcareous soils.

Main Features:

- Water-soluble, suitable for drip irrigation and fertigation.
- Encourages root growth and overall plant development.
- Improves soil organic matter and Humic-Fulvic content.
- Increases micro-organisms in soil.
- Improves soil structure and water retention and lifting capacity.
- Prevents ionism by breaking the salts and lime.
- Facilitates nutrients uptake

PACKAGE



Guaranteed Analysis	w/w	w/w
Organic Matter	22%	19%
Total Humic+Fulvic Acids	21%	18%
Humic Acid	14%	12%
Fulvic Acid	7%	6%
K ₂ O	3.5%	3%
pH	10.7	

Recommended Dosages:

CROPS	DOSAGES		USAGE PERIOD	
	Soil and Drip application	Foliar Application	Soil and Drip application	Foliar Application
Field Crops (Cotton, Corn, Soybean, Tobacco, Sunflower, Peanuts, Grains)	10-20 L/Ha	100-200 ml/100 L water	After the soil is prepared for planting, it is mixed with sufficient amount of water and given to soil. It is given by irrigation water during plant development periods.	After planting, 100 liters of water is mixed into the plants to be pulverized. It can be pulverized together with foliar fertilizers and herbicides.
Open field vegetables, Beans and Potato.	10-20 L/Ha	100-200 ml/100 L water	It is given to the soil before planting. It is given by irrigation water during plant development periods.	When the plants reach 10-15 cm height, sprayed with mixing with 100 liters of water.
FRUIT TREES (Pome Fruits, Stone Fruits, Citrus, Vineyard, Olive, Nut, Banana)	15-20 L/Ha	100-200 ml/100 L water	It is given to the soil at the beginning of vegetative development. It is given by irrigation water during plant development periods.	After soil applications, 100 liters of water is mixed into the leaves to be pulverized.
Melon, Watermelon, Cucumber, Zucchini	10-16 L/Ha	100-200 ml/100 L water	It is given to the soil before planting. It is given by irrigation water during plant development periods.	After planting, when the plants reach 10-15 cm height or when start to branch, they are sprayed into 100 liters of water and pulverized into the leaves.
Beet	10-20 L/Ha	200-300 ml/100 L water	The first application is made in the 4-6 leaf stage period, the second application after the hoe and 45 days before the harvest.	The first application is made in the 4-6 leaf stage period, the second application before the hoe, it is done before beets fill the empty spaces.
Greenhouses, Ornamental plants, etc.	15-20 L/Ha	100-200 ml/100 L water	During the normal development of plants, mixed with 100 liters of water is mixed and pulverized to plants.	During the normal development of plants, mixed with 100 liters of water is mixed and pulverized to leaves.
Seedlings of vegetables and flowers	10-20 L/Ha		After mixing it with 100 liters of water, seedling pads are watered. Immediately after application applied clean water to descend it to the roots.	



HUMIFARM BASIC

Organic Matter



HUMIFARM BASIC is rich and economic source of organic matter which is very essential for plant roots and to improve soil structure and microorganisms content in soil. It has a positive effect on plant roots development and their ability to bind the nutrients in the soil.

Regular application of HUMIFARM BASIC from early stages till harvest results in having effective and sustainable plant growth.

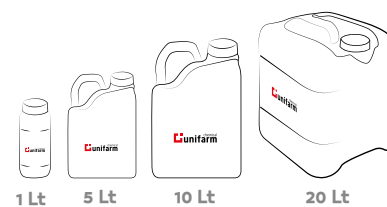
HUMIFARM BASIC increases shoots, and makes leaves more lush and alive. Encouraging the formation of green parts, and increases photosynthesis rate. Supports homogenous and standard sized fruit formation when applied during fruit growing period.

Ensures better ventilation of the soil and optimizes its pH level. Gives a dark color to the soil and thus its ability to maintain temperature. Protects the organic structure of the soil.

70

 **humifarm**^{chemical}

PACKAGE



Guaranteed Analysis	w/w	w/v
Total Organic Matter	30%	37.5%
Total Nitrogen	1.5%	1.9%
pH (1:10)	5	

Recommended Dosages:

CROP	SOIL APPLICATION	USAGE PERIOD
Greenhouse cultivation	30- 40 L/Ha	From transplanting till harvest
Open vegetables	30- 50 L/Ha	Once a week from planting to harvest
Fruit Trees	60- 100 L/Ha	From leaf formation till harvest with 15-20 days intervals.
Vineyard	40- 50 L/Ha	Before shooting. Flowering period. Between fruit formation to sour grape period.
Banana	60- 100 L/Ha	7-10 days intervals during season.
Field Crops	40- 50 L/Ha	1-2 application during development period.
Citrus	50- 80 L/Ha	From shooting till harvest with 15-20 days intervals.
Cut Flower	30- 40 L/Ha	7-10 days intervals during season.
Strawberry	20- 30 L/Ha	7-10 days intervals during season.



HUMIFARM PRIME

Organic Matter + PGR

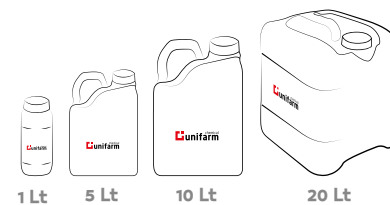


PGR+

One of the most important components of soil is the organic matter and the number of microorganisms in the soil. The more the microorganisms in the soil, the more fertile the soil is considered. Microorganisms in the soil feed on organic matter to stay alive. HUMIFARM PRIME has a high content of organic matter and hence it has a rapid effect on plant roots development and their ability to bind the nutrients in the soil. Regular application of HUMIFARM PRIME from early stages till harvest results in having effective and sustainable plant growth.

HUMIFARM PRIME increases shoots and makes leaves more lush and alive. Promotes flowering and affects the root and stem development positively. Encouraging the formation of green parts, and increases photosynthesis rate. Supports homogenous and standard sized fruit formation when applied during fruit growing period. HUMIFARM PRIME has a positive effect also on soil structure; it increases the soil's water and nutrient retention capacity and provides better ventilation especially in heavy soils.

PACKAGE



Guaranteed Analysis	w/w	w/w
Organic Matter	30%	37.5%
Total Nitrogen (N)	2.4%	3%
PGR & Enzymes	0.4%	0.5%
pH	5.2	

Recommended Dosages:

CROPS	Soil Application	Soil and Drip application
Greenhouse vegetables	20- 30 L/Ha	From transplanting till harvest
Open field vegetables	20- 40 L/Ha	Once a week from planting to harvest
Fruit trees (Apple, Pear, Cherry, Peach Apricot etc.)	50- 80 L/Ha	From leaf formation till harvest with 15-20 days intervals.
Vineyard	30- 40 L/Ha	Before shooting. In flowering period. Between fruit formation to sour grape period.
Banana	50- 80 L/Ha	7-10 days intervals during season.
Field crops	20- 30 L/Ha	1-2 application during development period.
Citrus	50- 80 L/Ha	From shooting till harvest with 15-20 days intervals.
Cut flowers	30- 40 L/Ha	7-10 days intervals during season.
Strawberry	20- 30 L/Ha	7-10 days intervals during season.



EXTRAMIN

Plant Origin Free Amino Acids



AA 



Drip



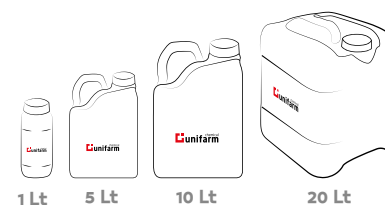
Foliar

EXTRAMIN is a unique plant source (Soybean) liquid organic fertilizer that contains only L-Amino acids in its structure. It increases the resistance of the plant against stress conditions that have a negative effect on plant metabolism, quality and yield. Plant stomata closes under certain conditions like when light, temperature and moisture content is low and salt concentration is high. This situation slows down the photosynthesis rate of the plant and negatively affects the metabolic development. EXTRAMIN acts as an osmotic agent in the cytoplasm under these conditions and promotes the expansion of the stomas, increasing the concentration of chlorophyll which is highly important for plant photosynthesis. Micro-nutrients in soil are chelated by EXTRAMIN to make the uptake much easier for plant. It increases the uptake and efficiency of the fertilizers which used together and provides visible changes in plants.

WHAT DOES EXTRAMIN DO?

- Very fast uptake by plants and hence very quick results.
- Protects the plant from stresses due to external factors.
- Chelates micro nutrients and makes them available for plant use.
- Reduces water stress.
- Promotes formation of flower, pollen and fruit and plant growth in general
- Increases the uptake and efficiency of other fertilizer products when mixed with EXTRAMIN.
- Promotes Carbohydrate formation through photosynthesis.

PACKAGE



GUARANTEED ANALYSIS	W/W
Organic Matter	35%
Free Amino Acids	5%
Organic Nitrogen	3%
Organic Carbon	18%
Water Soluble Potassium (K ₂ O)	4%
pH	6-8

Usage and Dosages

CROP	Drip	Period
During Seed Germination	200-400 cc	It can be applied with irrigation water at all times until the seedling period and in seedling period.
Vegetables	20-30 Kg/Ha (in a week)	First application can be applied with life of water. Can be applied by increasing the dosage in each period till harvest.
Fruit Trees	40-60 Kg/Ha (in a week period)	Beginning with the first watering is until the harvest period. can be used easily with Sprinkler, drip, release irrigation.
Olive	100-200 ml/Tree depending to age	Before flowering and after flowering, fruit development period and under stress conditions.
Citrus	100-200 ml/Tree depending to age	Before flowering, cap fall, fruit development period and under stress conditions.
Field Crops	20-30 Kg/Ha	Right after planting, flowering, fruit development period and under stress conditions.
Suger Beet	10-20 L/Ha	25-30 days after seeds germinated and under stress conditions.
Cut Flowers	20-40 Kg/Ha	Once a week during growing period. Continue increasing dosage according to the condition of development.
Vineyard	20-30 Kg/Ha (in a week period)	Applied during growing period. Continue increasing dosage till sour grape period.
Banana	20-30 Kg/Ha	Once a week during growing period, Continue increasing dosage after birth till harvest.



NUTRAMINO

Plant Origin Free Amino Acids



AA 

SW 

PGR 



NUTRAMINO is a perfect source of amino acids to be used during stress conditions such as low moisture, frost, high temperature or drought. Encourages growth, increases cell walls thickness and stability. Increases efficacy of other fertilizers when mixed because it works as a chelating agent.

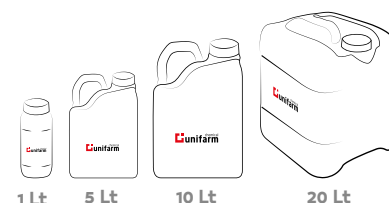
Encourages plant stomata to be open which helps plant to get rid of the negative effects of stress conditions quickly. Improves pollen activity and sugar formation. Promotes growth by increasing the thickness and stability of plant cell wall and increases the resistance of against the damages that can be caused by fungal and insect pests. Supports carbohydrate formation, and supports respiration, photosynthesis and maximizes the availability of other foliar fertilizers.

Main Features:

- Promotes flowering, pollen formation and fruit setting.
- Balances plant hormones.
- Supports Carbohydrate and photosynthesis formation.
- Quickly absorbed by plants.
- Encourages plant growth and development.
- Recommended for stress conditions.
- Chelates other nutrient elements and increases efficiency of other fertilizer products in the mixing tank.
- Suitable for foliar applications.

GUARANTEED ANALYSIS	w/w	w/v
Total Organic Matter	30%	32.4%
Organic Carbon	10%	10.8%
Organic Nitrogen	1.5%	1.62%
Free Amino Acids	10%	10.8%
Potassium Oxide (K ₂ O)	1%	1.08%
pH	4	

PACKAGE



Recommended Dosages:

CROPS	Soil and Drip application		
	Soil Application	Foliar Application	
GREENHOUSE VEGETABLES (Tomato, Pepper, Eggplant, Cucumber, Pumpkin, Lettuce, Beans, Watermelon, Melon, etc.)	10-20 L/Ha	250 ml/100 L water	Immediately after planting seedlings and flowering, fruit development period and stress conditions
Pome Fruit (apple, pear, quince)	50-200 ml/tree according to age	250 ml/100 L water	Before flowering, when petals fall, during fruit development and stress conditions
Stone Fruits (Peach, Apricot, Cherry, Nectarine, etc.)	50-200 ml/tree according to age	250 ml/100 L water	At the beginning of vegetative growth, after petals fall, in fruit development period and stress conditions
Banana	10-20 L/Ha	250 ml/100 L water	Right after hoeing (on first bottom fertilizer application) and before bunch formation, during fruit development period and in stress conditions.
Grapes	10-20 L/Ha	250 ml/100 L water	At the beginning of foliation, in the formation of the clusters, before flowering, after flowering, during fruit development period and in stress conditions.
OLIVE	50-200 ml/tree according to age	250 ml/100 L water	Before flowering, after flowering, during fruit development period and in stress conditions.
Citrus	50-200 ml/tree according to age	250 ml/100 L water	Before flowering, upon petals fall, during fruit development period and in stress conditions.
Cereals	-	2 L/Ha	At the beginning of tillering.
Open field vegetables	10-20 L/Ha	2 L/Ha	Immediately after planting seedlings, during flowering, in fruit development period and in stress conditions.
Beet	10-20 L/Ha	2 L/Ha	25-30 days after germination of seeds and under stress conditions.
Sunflower	-	2 L/Ha	25-30 days after germination of seeds and under stress conditions.
Tobacco	-	2 L/Ha	After 10-20 days from seedling transplanting, and under stress conditions.
Cotton	-	2 L/Ha	10-20 days after planting, during the first flowering period, during boll formation and in stress conditions.



BIOFULVICO

Fulvic Acid



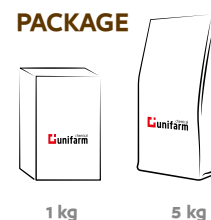
It is a unique product that contains high amounts of biofulvic acid. Fulvic acid is an organic material which is composed of plant and animal wastes like humic acid and can be active in every pH range. BIOFULVICO has many positive effects on the plant due to its high content in fulvic acid. It corrects the soil structure and provides better ventilation for plant roots. It increases water holding capacity of soil, neutralizes the soil with acidic and basic properties.

With regular usage, it reduces the salinity and carbon dioxide in lime in soil, this helps the use of free carbon dioxide in photosynthesis and regulation of the rhizosphere pH. Biofulvico also has chelating feature and can be used to increase the availability of other plant nutrition elements and fertilizer products. It stores the water-soluble inorganic fertilizers in the root zone and releases them in need of the plant. It maximizes the ability of the plant to receive the necessary nutrients especially iron, zinc and trace elements. It has a stimulating effect on the development and proliferation of beneficial soil microorganisms. Increases the amount and activity of these in the soil.

Accelerates cell division, therefore, the growth and development of the plant is accelerated. Also accelerates germination in seeds, and promotes faster and stronger growth of seedlings. Accelerates plant roots by accelerating the formation and development of hairy roots.

Increases the resistance of the plant against cold, heat and physical effects. Increases resistance against insects and diseases.

BIOFULVICO increases fruit storage period and shelf life after harvest by increasing the thickness of the cell walls. BIOFULVICO is a suitable fulvic acid in foliar fertilization due to the small molecule length.



GUARANTEED ANALYSIS	W/W
Fulvic Acid	80%

RECOMMENDED DOSAGE:

CROP	Usage Dosage		Usage Period
	Drip	Folia (per 100 L water)	
Cereals (Wheat, Barley, Oats, Chick-peas, Lentils)		100-125 g	After plant reach 10-15 cm height and 2-3 application with 15-20 interval days.
Industrial Plants (Sunflower, Corn, Sugar Beet, Cotton, Tobacco)	3-5 Kg/Ha	150-200 g	After plant reach 10-15 cm height and 2-3 application with 15-20 interval days.
Vegetables (Tomato, Cucumber, Pepper, Eggplant, etc.)	2-3.5 Kg/Ha	75-125 g	Starting from planting 3-4 applications with 15-20 interval days.
Leafy Vegetables (Leek, Spinach, Lettuce, Cauliflower)	2.5-3 Kg/Ha	100-150 g	From spring, should be applied with 20-25 interval days.
Fruit Trees (Apple, Pear, Cherry, Peach, Apricot etc.)	15-25 gr/Tree 4-5 Kg/Ha	150-200 g	1. Before bud and flower formation 2. when fruit formation finish 3. Before harvest
Melon-Watermelon	2.5-4 Kg/Ha	100-150 g	10 days after planting, and should be applied in 15-20 days interval upon fruit setting
Citrus-Olive	15-25 g/Tree 4-5 Kg/Ha	150-200 gr	1. Before bud and flower formation 2. when fruit formation finish 3. Before harvest
Ornamental plants	3-5 Kg/Ha	75-125 g	Starting from planting should be applied with 15-20 interval days.



AMINOSOL

Animal-Origin Amino Acids



Concentrated amino acids from high quality animal origin for formulators, and can be used directly by end-users as well.

Recommended to be used during stress conditions such as low moisture, frost, high temperature or drought. Encourages growth, increases cell walls thickness and stability. Increases efficacy of other fertilizers when mixed because it works as a chelating agent.

Encourages plant stomata to be open which helps plant to get rid of the negative effects of stress conditions quickly. Improves pollen activity and sugar formation. Promotes growth by increasing the thickness and stability of plant cell wall and increases the resistance of against the damages that can be caused by fungal and insect pests. Supports carbohydrate formation, and supports respiration, photosynthesis and maximizes the availability of other foliar fertilizers.

MAIN FEATURES:

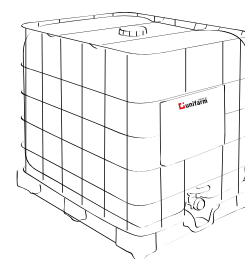
- Promotes flowering, pollen formation and fruit setting.
- Balances plant hormones.
- Supports Carbohydrate and photosynthesis formation.
- Quickly absorbed by plants.
- Encourages plant growth and development.
- Recommended for stress conditions.
- Chelates other nutrient elements and increases efficiency of other fertilizer products in the mixing tank.
- Suitable for foliar applications.

GUARANTEED ANALYSIS	W/W
Organic Matter	50%
Total Amino Acids	50%
Free Amino Acids	15%
Organic Nitrogen	8%
Organic Carbon	27%
pH	6-8

PACKAGE



200 L



1000 L

ALGAMAX

Liquid Seaweeds



ALGAMAX is a liquid seaweed product rich in organic matter derived from *Ascophyllum nodosum*. It is a great product in reducing stress conditions that may occur in plants in adverse weather conditions. When the product is mixed with the seeds before sowing period, the germination rate is increased and hence the plant ensures a healthy and strong structure. It reduces the nodes of the plant and encourages balanced and regular growth. Promotes root growth, flowering and increases fruit setting. ALGAMAX is a special sea alga that increases the fruit size and sugar content inside them.

Effective product for overcoming stress conditions.

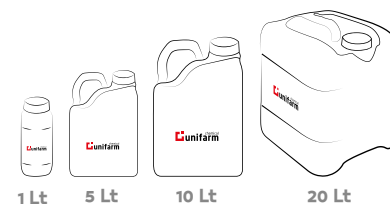
Can be used in organic farming because of it is an organic product. No residual risk.

No side effects against all beneficial insects, especially bumblebee.

Can be mixed with pesticides and foliar fertilizers.

GUARANTEED ANALYSIS	w/w
Organic Matter	10%
Alginic Acid	1%
Water Soluble Potassium Oxide (K ₂ O)	3%
pH	7-9

PACKAGE



RECOMMENDED DOSAGES:

CROP	DOSAGE		USAGE PERIOD
	Drip	Foliar Spraying	
GREENHOUSE VEGETABLES (Tomato, Pepper, Eggplant, Cucumber, Zucchini, Lettuce, Bean, Watermelon, Melon, etc.)	2.5 L/Ha	50-60 ml/100 L water	Right after plant seedling and if flowering is weak.
LETTUCE, CABBAGE, SPINACH, CAULIFLOWER, Etc.	-	500-600 ml/Ha	First application on 4-5 leaf stage. 4-5 applications with 10-15 days interval.
POTATO	-	500-600 ml/Ha	Beginning of tuber formation. 2 applications with 15 days interval.
CASH CROPS	-	500-600 ml/Ha	Before flowering
OPEN FIELD VEGETABLES	-	500-600 ml/Ha	Right after plant seedling and if flowering is weak.
FRUIT TREES (POME FRUITS AND STONE FRUITS), OLIVE, KIWI	-	50-60 ml/100 L water	When buds burst, caps fall, fruit development period.
BANANA	2.5 L/Ha	50-60 ml/100 L water	Right after hoeing (on first bottom fertilizer application) and before bunch formation.
VINEYARD	3-4 L/da	50-60 ml/100 L water	When buds burst, caps fall, fruit development period.
CITRUS AND POMEGRANATE	50-200 ml per tree According to tree age	50-60 ml/100 L water	Before flowering, after flowering, fruit development period.
BEET	-	500-600 ml/Ha	When root growth begin, when sugar accumulation begins, 1-1.5 month before harvest
CEREALS	-	500-600 ml/Ha	At the end of tillering.
CORN	-	500-600 ml/Ha	First application on 6-8 leaf stage. Second application 10-15 days after first application.



FRUIT ME

Fruit Setting Complex



VC

TE

PGR

A special formula designed to accelerate flowering, pollen formation and fruit setting. Contains 3 micro elements that support flowering in addition to a flowering plant growth regulators and vitamins. FRUIT ME also promotes vigor fruits and longer shelf life. The Molybdenum encourages the Rhizobium bacteria in soil to capture Nitrogen from air. FRUIT ME has shown a positive effect in increasing the yield due to its ability to promote the formation of starch and sugar. It is a great product to increase the yield and quality of crops that are rich in vitamin C due to the vitamin supplements in the product along with Molybdenum content which is known to support synthesis of ascorbic acid (vitamin C) in plants.

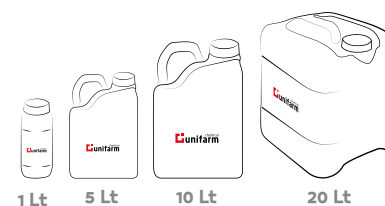
Strongly recommended for plants that are sensitive to Zinc or Boron deficiency like Apple, Cotton, Corn, Olive, Vegetables, Soybean, Onion, Sugar Beet, Potatoes, and Sunflower.

Main Features:

- Designed to promotes flowering and fruit setting.
- Encourages plant growth in general.
- Strengthens fruit stem.
- Increases grain formation in cereals.
- Increases yield and shelf life

Guaranteed Analysis	w/v	w/w
Zn	7.7%	6%
B	1.3%	1
Mo	0.65%	0.5%
PGR	0.13%	0.1%
Vitamins	0.025%	0.019%

PACKAGE



Recommended Dosages:

CROPS	DOSAGE		USAGE PERIOD
	Drip	Foliar	
Vegetables (Tomato, Pepper, Eggplant, Melon, Watermelon)	5-7 L/Ha	100-200 ml/100 L water	Transplanting. First flowering. After first fruits.
Cereals (Wheat, Barley, Oats)	-	150-250 cc / da	When plants are 20-40 cm height. When top tassels appeared. 3-5 leaf stage tillering with herbicide.
Sugar beet, Carrots, Turnip	-	150-200 cc / da	4-6 leaf stage.
Vineyard	5-7 L/Ha	100-200 ml/100 L water	Bunch extension. Flower setting. 15 days after flower formation. After harvest.
Citrus	6-10 L/Ha	150-200 ml/100 L water	Before flowering. when the fruit size is like a nut size. After harvest.
Fruit Trees (Apple, Cherry, Peach, Pear, Quince, Apricot)	6-10 L/Ha	100-200 ml/100 L water	Flowering period Fruiting period After harvest.
Cotton	-	1-2 L/Ha	3-5 leaves period. Before flowering. Flowering period.
Potato, Soybean, Chickpea, Pea,	-	1-2 L/Ha	Before flowering. 20 days after flowering.
Strawberry	5-20 L/Ha	100-200 ml/100 L water	5-6 leaves period. Before flowering and with 20 days intervals.



ROOT ME

Rooting Complex



PGR+

ROOT ME is a special complex designed to promote rooting process which is very essential for healthy plant growth and development.

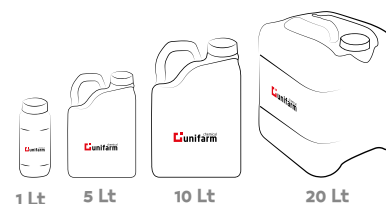
Improves soil physical and chemical structure by making it less saline, more fertile, more balanced physical structure, and increases the amount of microorganisms thanks to its content of organic matter and Humic & Fulvic acids.

ROOT ME Facilitates nutrient uptake behavior in sandy soil and calcareous soils. Unused nutrients which are present in clay soils are converted into carbonates, oxides, Sulfites and Hydroxides in soil. ROOT ME gathers those nutrients that are ready in the soil to keep them around the root zone so that the plant can use them easily. In sandy soils it facilitates nutrient behavior in root zone due to washing of nutrient elements. Facilitates and chelates macro and micro nutrient uptake by plants. It provides a solid foundation for quality production.

Main Features:

- Encourages root growth and overall plant development.
- Improves soil organic matter and Humic-Fulvic content.
- Increases micro-organisms in soil.
- Improves soil structure and water retention and lifting capacity.
- Prevents ionism by breaking the salts and lime.
- Facilitates nutrients uptake.

PACKAGE



Guaranteed Analysis	w/w	w/v
Organic Matter	19%	22.4%
Humic Acid	12%	14%
Fulvic Acid	6%	7%
K ₂ O	3%	3.5%
PGR (IBA)	0.4%	0.47%

USE RECOMMENDATIONS

CROP	DOSAGES		USAGE PERIOD	
	Foliar Application	Soil and Drip Application	Foliar Application	Soil and Drip Application
Field Crops (Cotton, Corn, Soybean, Tobacco, Sunflower, Grains)	8-10 L/Ha	50-100ml/100 L water	After the soil is prepared for planting, it is mixed with sufficient amount of water and given to soil. It is given by irrigation water during plant development periods.	After planting, 100 liters of water is mixed into the plants to be pulverized. It can be pulverized together with foliar fertilizers and herbicides.
Open filed vegetables, Legumes, Potato	8-10 L/Ha	50-100ml/100 L water	It is given to the soil before planting. It is given by irrigation water during plant development periods.	When the plants reach 10-15 cm height, sprayed with mixing with 100 liters of water.
Fruits trees, Grape, Banana, Olive	15-20 L/Ha	50-100ml/100 L water	It is given to the soil at the beginning of vegetative development. It is given by irrigation water during plant development periods.	After soil applications, 100 liters of water is mixed into the leaves to be pulverized.
Cucurbits (Melon, Watermelon, Cucumber, Zucchini)	10-16 L/Ha	50-100ml/100 L water	It is given to the soil before planting. It is given by irrigation water during plant development periods.	After planting, when the plants reach 10-15 cm height or when start to branch, they are sprayed into 100 liters of water and pulverized into the leaves.
Suger Beets	10-20 L/Ha	200-300ml/100 L water	The first application is made in the 4-6 leaf stage period, the second application after the hoe and 45 days before the harvest.	The first application is made in the 4-6 leaf stage period, the second application before the hoe, it is done before beets fill the empty spaces.
Greenhouse and ornamental plants	15-20 L/Ha	50-70ml/100 L water	During the normal development of plants, mixed with 100 liters of water is mixed and pulverized to plants.	During the normal development of plants, mixed with 100 liters of water is mixed and pulverized to leaves.
Seedlings of vegetables and flowers		8-10 L/Ha	After mixing it with 100 liters of water, seedling pads are watered. Immediately after application applied clean water to descend it to the roots.	



UNIFARM ACTIVATOR

General Booster



TE

SW

VC

AA

PGR

UNIFARM ACTIVATOR is a very unique recipe designed for balancing and boosting plant growth especially under stress conditions to overcome any negative effects on plant metabolism. Passes through the plant quickly thanks to its special formulation supported by Unifarm technology, balances plant hormone formation in flowers and fruit. Promotes plant growth and resistance by increasing the thickness and stability of the cell walls.

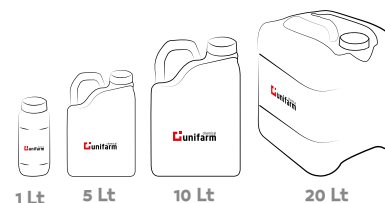
Contains natural biostimulants with high amount of free amino acids and organic matter in different forms including Humic & Fulvic acids and seaweeds. Recommended for fruits and field crops in early stages. Increases root formation, promotes flowering and fruit setting.

Main Features:

- Recommended for stress conditions.
- Promotes flowering and fruit setting.
- Increases yield quantity and quality.
- Safe on useful insects.

Guaranteed Analysis	w/w
Total Organic Matter	25%
Seaweeds	10%
Free Amino Acids	10%
Total Nitrogen	3.85%
Water Soluble Potassium Oxide (K ₂ O)	1%
Trace Elements	0.1%
PGR (Gibberellin, Cytokinin, Auxin)	0.125%

PACKAGE



CROPS AND DOSAGES

CROPS	DOSAGE		Period
	Drip or Sprinkler	Foliar Spray	
Greenhouse Vegetables	5 -6 L/Ha	100-200 ml/100 L water	<ul style="list-style-type: none"> • Immediately after planting seedlings. • Upon flowering. • During fruit development period. • Under stress conditions.
Pome Fruits	40-80 ml/Tree according to age	150-250 ml/100 L water	<ul style="list-style-type: none"> • Before flowering. • When petals fall. • During fruit development. • Under stress conditions.
Stone Fruits	40-80 ml/Tree according to age	150-250 ml/100 L water	<ul style="list-style-type: none"> • At beginning of vegetative growth. • After petals fall. • During fruit development period. • Under stress conditions.
Banana	5 -10 L/Ha	250 ml/100 L water	<ul style="list-style-type: none"> • Right after hoeing (on first bottom fertilizer application). • Before bunch formation. • During fruit development period. • Under stress conditions.
Grapes	6 -8 L/Ha	250 ml/100 L water	<ul style="list-style-type: none"> • At the beginning of foliation. • During clusters formation. • Before flowering. • After flowering. • During fruit development period. • Under stress conditions.
Olive	40-80 ml/Tree according to age	150-250 ml/100 L water	<ul style="list-style-type: none"> • Before flowering. • After flowering. • During fruit development period. • Under in stress conditions.
Citrus	40-80 ml/Tree according to age	150-250 ml/100 L water	<ul style="list-style-type: none"> • Before flowering • When petals fall. • During fruit development period. • Under stress conditions.
Cereals	-	1-1.5 L/Ha	<ul style="list-style-type: none"> • At the beginning of tillering.
Open-field Vegetables	5 -6 L/Ha	1-2 L/Ha	<ul style="list-style-type: none"> • Immediately after planting seedlings. • During flowering. • During fruit development period. • Under stress conditions.
Beet	5 -6 L/Ha	1-1.5 L/Ha	<ul style="list-style-type: none"> • 25-30 days after germination of seeds. • Under stress conditions
Sunflower	-	100-200 cc / da	<ul style="list-style-type: none"> • 25-30 days after germination of seeds • Under stress conditions
Cotton	-	100-200 cc / da	<ul style="list-style-type: none"> • 15 days after germination. • During fruit development period. • Under stress conditions.



UNIFARM PHOSPHITE-Cu

Copper Phosphite



UNIFARM PHOSPHITE-Cu is an excellent copper solution that works as a natural fungicide and liquid copper and nitrogen fertilizer in that can be applied by foliar or drip irrigation.

Phosphites have a high antifungal effect. Copper is involved in cellular respiration and in the synthesis of chlorophyll which is necessary for photosynthesis.

UNIFARM PHOSPHITE-Cu is an effective product for the treatment and protection of fungal and bacterial infections in summer vegetable crops and also during winter periods in greenhouse vegetables. Moves quickly inside the plant after application to start its action. Controls Downy Mildew, Phytophthora and Pythium.


UNIFARM PHOSPHITE-Cu works by promoting the natural self-defenses of the plants by increasing their resistance to stress and critical environmental, nutritional and pathological conditions because it promotes the synthesis of phytoalexins, Lingin and enzymatic processes.

UNIFARM PHOSPHITE-Cu is Safe for the environment and not phytotoxic to plants at all. Suitable for IPM agriculture programs

Main Features:

- Recommended for stress conditions.
- Promotes flowering and fruit setting.
- Increases yield quantity and quality.
- Safe on useful insects.

Guaranteed Analysis	w/w	w/v
Total Nitrogen	10.6%	14%
Ammonical Nitrogen (NH ₄ -N)	7.6%	10%
Amine Nitrogen (NH ₂ -N)	3.4%	4.5%
Water Soluble Copper (Cu)	3.9%	5%
Phosphite (PO ₃ ³⁻)	24.5%	32.3%
P ₂ O ₅	22%	29%



USE RECOMMENDATIONS

Crop	Drip Application	Foliar Application
Citrus and Fruit Trees	5-10 L/Ha	100-300 ml/100 L water
Vegetables	5-8 L/Ha	100-250 ml/100 L water
Ornamental Plants	5-7.5 L/Ha	150-200 ml/100 L water
Olive and Grapes	7-10 L/Ha	150-300 ml/100 L water

Note: avoid mixing with Dimethoate, mineral oils or high acidic products.



UNIFARM PHOSPHITE-K

Potassium Phosphite



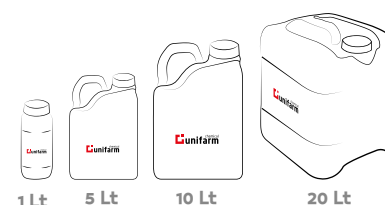
UNIFARM PHOSPHITE-K is a natural fungicide and fertilizer in a liquid formula that can be applied by foliar or drip irrigation. It moves quickly inside the plant after application to start its action to control some fungal diseases like Downy Mildew, Phytophthora and Pythium in a completely safe and natural way.

Works by promoting the natural self-defenses of the plants by increasing their resistance to stress and critical environmental, nutritional and pathological conditions because it promotes the synthesis of phytoalexins, Lingin and enzymatic processes. The phosphorus source used in UNIFARM PHOSPHITE-K is Phosphide ion. Phosphites show antifungal effect by secreting phytoalexin hormone which gives more resistance to fungal diseases (Phytophthora spp.) and possible diseases caused by bacteria.

Due to the high amount of potassium in this product, it increases the resistance of the plant against drought, frost and fungal diseases by increasing the mechanical resistance of the handles and strengthening the root system. It has the feature of increasing the transport of water and nutrients in the plants. Potassium, which is involved in the opening and closing of the stomas, leads to an increase in photosynthesis. It also takes an active role in the development process of the fruits and during the ripening period.

UNIFARM PHOSPHITE-K is suitable for IPM programs because it does not cause any chemical residues in plant and is completely safe for the environment and not toxic or phytotoxic at all.

PACKAGE



Guaranteed Analysis	w/w	w/v
Phosphite (PO ₃)	33.3%	46.6%
Water Soluble Potassium Oxide (K ₂ O)	20%	28%

USE RECOMMENDATIONS

Crop	Drip Application	Foliar Application
Citrus and Fruit Trees	5-10 L/Ha	100-300 ml/100 L water
Vegetables	5-8 L/Ha	100-250 ml/100 L water
Ornamental Plants	5-7.5 L/Ha	150-200 ml/100 L water
Olive and Grapes	7-10 L/Ha	150-300 ml/100 L water

Note: avoid mixing with Dimethoate, mineral oils or high acidic products.



DROPPER

pH Regulator | Nozzle Cleaner

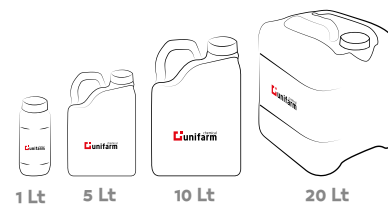


DROPPER is an effective product for lowering pH and EC (salinity) values in the root area of the plant due to its very low pH which is almost zero. At the same time, due to the high-quality of Sulfur, it keeps the pH in the rhizosphere region permanently and acidic. Promotes the formation of Sulfur bacteria that oxidize Sulfur and protects the natural structure of the soil.

DROPPER converts some micronutrient elements (Iron, Zinc, Boron, Manganese and Copper) which are difficult to be taken from the soil into a structure that is easier to be absorbed by plants, that is done by regulating the physical and chemical structure of the soil in all kinds of adverse soil and weather conditions. It slows down the hydrolysis of urea by slowing the Nitrogen release and preventing the loss of Ammonium Nitrogen from the soil to Ammonia Nitrogen. The Urea Nitrogen is used by the plant in the most efficient way.

DROPPER also increases the age of irrigation network by keeping the pipes and nozzles clean from any Calcium crust that might block them or reduces their work efficacy.

PACKAGE



GUARANTEED ANALYSIS	W/W
Total Nitrogen (N)	15%
Sulfur (S)	16%
pH	0-1

CROP	Drip	Foliar (L/1000L water or L/Ha)	Period
Cereals (Wheat, Barley, Oats, etc.)	10-20 L/Ha	1-2 L	1-2 applications. can be mixed with pesticides
Industrial Plants (Sunflower, Corn, Potato, Cotton, Soybean, Sugar Beet, Rice, Chickpea)	20-60 L/Ha	1-3 L	2-3 applications during growth period
Vegetables (Tomato, Pepper, Eggplant, Cucumber, Melon, Watermelon, Strawberry, Green Vegetables)	20-40 L/Ha	1-3 L	1st application: 30 L/Ha. 2nd application: 20 L/Ha after 20-25 days. For ripening and coloring use 60 L/Ha
Fruits (Citrus, Apple, Pear, Cherry, Peach, Nectarine, Apricot, Plum, Walnut, Almond, Olive)		1-2 L	Should be applied 2-4 times during growth period



DESAFER

Salinity Corrector

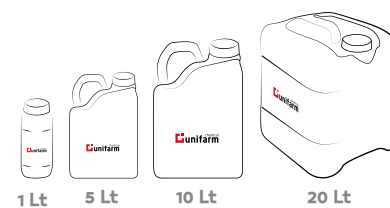
TE 



Salty soils contain large amounts of Sodium and Magnesium. If soil structures are in the form of Chloride and Sulphate it means that large amounts of salt accumulations will appear in the subsequent turns. In dry areas and high fertilization, greenhouse and orchards in the soil is observed in the presence of heavy salt deposits. However, this causes loss of yield in plants that are salt-sensitive. In extreme clay soils it is difficult to remove water. In clay soils, due to the excessive increase of sodium value in the greenhouse and orchards where irrigation and fertilization is done in an excessive amount, it quickly replaces the Calcium with Sodium in soil and causes the accumulation of sodium.

DESAFER acts against Sodium in harmful concentrations thanks to its Calcium and Nitrate Nitrogen content, Calcium in motion replaces the sodium suspended in soil solution or soil particles. Then, with proper washing, sodium is removed by draining from the root area downwards. DESAFER improves the balance of water and oxygen in the soil as it protects the plant against the lethal effect they form in the root zone of Sodium and Chloride, and the soil becomes suitable for processing. It has a positive effect on the intake of macro and micro nutrients in soil.

PACKAGE



GUARANTEED ANALYSIS	W/W	W/W
Calcium (CaO)	11%	14.9%
Nitrate Nitrogen (N)	6%	8.1%
Fulvic Acid	10%	13.5%

RECOMMENDED DOSES FOR DRIP APPLICATIONS:

Sandy soil	Middle textured soil	Heavy textured soil
20-40 L/Ha	30-50 L/Ha	40-60 L/Ha

RECOMMENDED DOSES ACCORDING TO IRRIGATION WATER EC VALUE

EC 0.9-2.0 dS/cm	EC 2-3.5 dS/cm	EC 3.5-4.5 dS/cm
0.6-1 L/Ha	1-2 L/Ha	2-3 L/Ha



ADJUMIX

Mixing and Compatibility Agent



ADJUMIX is a versatile multi-purpose adjuvant for improving performance of other pesticides and fertilizers and reducing spray application problems.

It works as spreader, compatibility agent, and buffering agent.

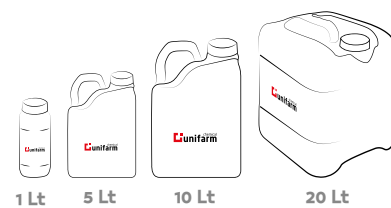
ADJUMIX is used as a mixing agent of two or more different products to ensure compatibility and increases products activity by increasing solubility and stability in spray solution.

Increases the coverage area of spray solution on plant leaves surface and avoids quick slipping of drops.

ADJUMIX also works as a pH regulator to stabilize the acidity of the spray solution at a desired constant level specially when with alkaline products, soils or water.

The result is maximizing efficacy of the used pesticides or fertilizer.

PACKAGE



Composition	w/w
Alkylaryl polyoxyethylene glycol phosphate ester	70 %
Other Ingredients	30 %

Dosage

50 cc / 100lt water



 **unifarm** chemical

UNIFARMCHEMICAL TARIM SAN. ve TİC. LTD. ŞTİ.
AOSB 2. Kısım, 26. Cad, No: 6, Doşemealtı, ANTALYA / TURKEY
Tel: +90 242 321 11 30 - Fax: +90 242 31 115 11